

**COOLBAUGH TOWNSHIP
MUNICIPAL CENTER**

5520 MUNICIPAL DRIVE, TOBYHANNA, PA. 18466
(570) 894-8490 * FAX (570) 894-8413
WWW.COOLBAUGHTWP.ORG


**COOLBAUGH TOWNSHIP BOARD OF SUPERVISORS
WORK SESSION AGENDA
December 17, 2019, 6:00PM**

1. Discussion on Proposed Ordinances:

- Cell Tower
- Litter

2. Other Business

3. Public Input



**COOLBAUGH TOWNSHIP
MUNICIPAL CENTER**

5520 MUNICIPAL DRIVE, TOBYHANNA, PA. 18466
(570) 894-8490 * FAX (570) 894-8413
WWW.COOLBAUGHTWP.ORG

**COOLBAUGH TOWNSHIP BOARD OF SUPERVISORS
REGULAR MEETING AGENDA
November 19, 2019, 7:00 PM**


Roll Call

BOARD OF SUPERVISORS

___ B. Weimer ___ T. Lamantia ___ A. Ruiz-Smith ___ C. Colgan ___ L. Kelly
___ Solicitor Armstrong ___ E. Masker

Public input will be considered at the beginning of the meeting for non-agenda items. The public will be given an opportunity to speak on each agenda item. When speaking please state your name and the city or community that you reside in. This meeting is being recorded to aid in the preparation of the minutes.


1. Public input
2. Approval of minutes / notes:
 - December 3, 2019 Meeting Minutes
3. Monthly reports
 - Pocono Mountain Regional Police Department
 - Pocono Mountain Regional EMS
 - Coolbaugh Township VFD
 - Gouldsboro VFD
 - Thornhurst Fire & Rescue Ambulance
 - Tobyhanna Township VFD
 - Pocono Mountain Public Library
 - Code Enforcement and Zoning Report
4. Coolbaugh Township Volunteer Fire Company Request for Reimbursement for Capital and Operational Funds in the amount of \$172,994.55
5. Planning Commission Recommendation of Waivers for Tobyhanna Self Storage



**COOLBAUGH TOWNSHIP
MUNICIPAL CENTER**

5520 MUNICIPAL DRIVE, TOBYHANNA, PA. 18466
(570) 894-8490 * FAX (570) 894-8413
WWW.COOLBAUGHTWP.ORG

6. Planning Commission Recommendation of Conditional Approval of the Tobyhanna Self Storage Land Development Plan
7. Staffing Synergies Lease Renewal-January 1, 2020-December 31, 2022
8. Pocono Mountain Economic Development Corporation Request to Rename Liz Way to Parker Way
9. Appointment to the Board of Auditors with a term ending December 31, 2021
10. Authorization to Advertise 2020 Re-Organizational Meetings
11. Awarding of the 2006 Peterbilt Dump Truck Model 335 (Item#26272036) Bid to Chad Clemens in the amount of \$55,000.00
12. Authorization to Advertise 2020 Township Shred Event Dates-Proposed May 16, 2020 and October 3, 2020
13. Authorization to Advertise 2020 Proposed Bulk Drop Off Dates
 - Friday, April 3rd and Saturday, April 4th , 2020
 - Friday, June 5th and Saturday, June 6th , 2020
 - Friday, August 7th and Saturday, August 8th , 2020
 - Friday, October 2nd and Saturday, October 3rd , 2020
14. Adoption of Resolution #10-2019: Approval of the 2020 Budget for Pocono Mountain Regional Police
15. Adoption of Resolution #11-2019: Adoption of the Proposed 2020 Budget
16. Adoption of Resolution 12-2019: Establishing the Initial Tax Rate for the Year 2020 Due to the County Reassessment



**COOLBAUGH TOWNSHIP
MUNICIPAL CENTER**

5520 MUNICIPAL DRIVE, TOBYHANNA, PA. 18466
(570) 894-8490 * FAX (570) 894-8413
WWW.COOLBAUGHTWP.ORG

17. Adoption of Resolution #13-2019: Fixing of the Final Tax Rate for the Year 2020

18. Proposal for Architectural and Engineering Services Associated with Security and Building Alterations

19. Controller Report

20. Current obligations

• General Fund	\$	108,448.92
• Sewer Fund	\$	<u>9,617.98</u>
Total Disbursements	\$	118,066.90

21. Solicitor Armstrong Comments/Updates

22. Other business

23. Adjournment

Next Board of Supervisors meeting will be held on Monday, January 6, 2019

3

2019 POCONO MOUNTAIN REGIONAL POLICE DEPARTMENT

TOTAL ENFORCEMENT													2018		
	JAN	FEB	MAR	APR	MAY	JUNE	JULY	AUG	SEPT	OCT	NOV	DEC	YTD	NOV	Prior YTD
Total Calls	1102	1004	1027	1151	1239	1249	1389	1305	1149	1140	1098	0	12853	1083	12577
Complaints	993	908	939	1072	1131	1145	1298	1204	1060	1028	996	0	11774	973	11461
Accidents	109	96	88	79	108	104	91	101	89	112	102	0	1079	110	1116
Criminal Arrests	105	81	93	99	93	101	118	96	114	91	79	0	1070	80	993
Traffic Arrests	161	224	374	204	250	200	210	144	99	286	249	0	2401	223	2911
Vehicle Code Warnings	161	228	327	188	227	239	206	185	123	336	471	0	2691	176	1917
Ordinance Arrests	12	14	21	8	22	12	18	5	17	31	25	0	185	19	178

Total Hours													
Patrol	1840.12	1787.08	2040.85	1551.90	1655.30	1715.67	2022.70	2058.31	1693.86	2001.43	2118.98	0.00	20486.20
Investigation	2364.49	1947.40	2107.97	2282.06	2200.52	1906.73	2833.79	2352.64	2344.58	2237.33	1797.37	0.00	24374.88
Vascar	5.67	5.76	5.67	13.38	34.73	31.86	40.13	29.72	13.51	41.75	33.52	0.00	255.70
Court	293.17	192.32	312.67	222.69	218.68	238.23	223.72	305.70	228.92	287.51	212.99	0.00	2736.60
Assigned	2050.55	1987.44	2086.85	2272.96	2444.77	2450.51	1433.66	1807.63	2062.13	1985.97	2180.14	0.00	22762.61
Total Actual Time	6554.00	5920.00	6554.01	6342.99	6554.00	6343.00	6554.00	6554.00	6343.00	6553.99	6343.00	0.00	70615.99

Assigned Time													
Training	1124.78	1121.09	1145.56	1505.65	1269.25	1132.77	451.03	558.24	1005.16	555.12	255.12		10123.77
Assists	10.77	11.08	9.08	11.70	22.80	7.32	11.08	30.44	17.41	6.25	3.44		141.37
Admin	915.00	855.27	932.20	755.62	1152.72	1310.42	971.55	1218.95	1039.56	1424.61	1921.58		12497.48
Total	2050.55	1987.44	2086.84	2272.97	2444.77	2450.51	1433.66	1807.63	2062.13	1985.98	2180.14	0.00	22762.62

ACTIVITY OUTSIDE JURISDICTION (Included In Totals Above)															
Calls Outside our Jurisdiction	2	4	5	4	4	3	2	6	2	4	6	0	42	4	37
Arrests Outside our Jurisdiction	0	0	0	0	0	0	0	0	0	1	1	0	2	0	4

**2019 POCONO MOUNTAIN REGIONAL POLICE DEPARTMENT
TOBYHANNA TOWNSHIP**

	Enforcement												2018		
	JAN	FEB	MAR	APR	MAY	JUNE	JULY	AUG	SEPT	OCT	NOV	DEC	YTD	NOV	Prior YTD
Total Calls	260	250	262	301	295	320	370	339	293	289	290	0	3269	255	3050
Complaints	231	222	243	278	271	287	337	309	271	252	260		2961	230	2756
Accidents	29	28	19	23	24	33	33	30	22	37	30		308	25	294
Criminal Arrests	30	26	22	27	30	30	38	30	33	26	12	0	304	27	263
Traffic Arrests	42	38	118	60	69	69	64	38	12	84	75		669	59	812
Vehicle Code Warnings	39	64	95	59	70	86	77	74	44	92	174		874	59	602
Ordinance Arrests	1	6	4	1	0	2	3	1	2	4	4	0	28	3	23

Hours Breakdown													
Patrol	809.18	708.25	708.54	617.28	746.80	793.88	1007.84	1034.40	657.60	757.13	919.12		8760.02
Investigation	416.30	419.20	379.05	472.90	445.68	438.47	578.58	663.55	541.14	520.17	324.65		5199.69
Vascar	1.32	2.35	1.83	2.78	10.35	10.37	19.67	15.85	1.83	13.37	12.71		92.43
Court	44.67	36.51	28.85	47.20	51.55	42.04	45.81	57.54	42.61	49.44	17.36		463.58
Assigned	629.93	610.54	641.08	698.25	751.03	752.80	440.42	555.30	633.48	610.09	669.74		6992.66

Hours Actual vs Purchased													
Total Actual Time	1901.40	1776.85	1759.35	1838.41	2005.41	2037.56	2092.32	2326.64	1876.66	1950.20	1943.58		21508.38
Hours Purchased	2013.39	1818.62	2013.39	1948.57	2013.39	1948.57	2013.39	2013.39	1948.57	2013.39	1948.57		21693.24
Hours Over/Under	-111.99	-41.77	-254.04	-110.16	-7.98	88.99	78.93	313.25	-71.91	-63.19	-4.99		-184.86

Hours Over/Under Balance YTD													
Cumulative Carry Over	284.26												
Current O/U	172.27	130.50	-123.54	-233.70	-241.68	-152.69	-73.76	239.49	167.58	104.39	99.40		

Percentage of Hours													
% Actual	29.01%	30.01%	26.84%	28.98%	30.60%	32.12%	31.92%	35.50%	29.59%	29.76%	30.64%		
% Purchased	30.72%	30.72%	30.72%	30.72%	30.72%	30.72%	30.72%	30.72%	30.72%	30.72%	30.72%		
% Over/Under	-1.71%	-0.71%	-3.88%	-1.74%	-0.12%	1.40%	1.20%	4.78%	-1.13%	-0.96%	-0.08%		

2019 POCONO MOUNTAIN REGIONAL POLICE DEPARTMENT
MOUNT POCONO BOROUGH

	Enforcement												2018		
	JAN	FEB	MAR	APR	MAY	JUNE	JULY	AUG	SEPT	OCT	NOV	DEC	YTD	NOV	Prior YTD
Total Calls	189	180	166	198	245	204	242	200	193	184	173	0	2174	181	2020
Complaints	159	150	143	172	219	178	223	174	165	156	148		1887	154	1727
Accidents	30	30	23	26	26	26	19	26	28	28	25		287	27	293
Criminal Arrests	24	26	17	27	25	28	28	17	16	23	23	0	254	13	232
Traffic Arrests	49	89	85	46	81	40	50	23	22	53	63		601	91	864
Vehicle Code Warnings	46	68	82	42	68	47	48	24	18	46	83		572	46	503
Ordinance Arrests	4	3	15	7	18	9	7	3	7	12	15	0	100	12	82

Hours Breakdown													
Patrol	140.98	223.15	342.15	237.30	212.55	93.95	65.62	42.28	41.85	71.34	156.55		1627.72
Investigation	274.43	251.22	225.97	425.90	572.62	282.71	483.97	276.29	262.64	357.12	298.35		3711.22
Vascar	2.35	0.88	3.09	2.78	6.90	8.27	0.15	0.26	0.00	1.00	0.00		25.68
Court	65.17	25.23	33.02	41.03	29.13	21.30	44.54	80.00	23.16	44.34	36.93		443.85
Assigned	248.53	240.88	252.93	275.48	296.31	297.00	173.76	219.08	249.93	240.70	264.23		2758.83

Hours Actual vs Purchased													
Total Actual Time	731.46	741.36	857.16	982.49	1117.51	703.23	768.04	617.91	577.58	714.50	756.06		8567.30
Hours Purchased	794.34	717.50	794.34	768.77	794.34	768.77	794.34	794.34	768.77	794.34	768.77		8558.66
Hours Over/Under	-62.88	23.86	62.82	213.72	323.17	-65.54	-26.30	-176.43	-191.19	-79.84	-12.71		8.64

Hours Over/Under Balance YTD													
Cumulative Carry Over	-74.21												
Current O/U	-137.09	-113.24	-50.42	163.29	486.46	420.92	394.61	218.18	26.99	-52.86	-65.57		

Percentage of Hours													
% Actual	11.16%	12.52%	13.08%	15.49%	17.05%	11.09%	11.72%	9.43%	9.11%	10.90%	11.92%		
% Purchased	12.12%	12.12%	12.12%	12.12%	12.12%	12.12%	12.12%	12.12%	12.12%	12.12%	12.12%		
% Over/Under	-0.96%	0.40%	0.96%	3.37%	4.93%	-1.03%	-0.40%	-2.69%	-3.01%	-1.22%	-0.20%		

2019 POCONO MOUNTAIN REGIONAL POLICE DEPARTMENT
TUNKHANNOCK TOWNSHIP

Enforcement													2018		
	JAN	FEB	MAR	APR	MAY	JUNE	JULY	AUG	SEPT	OCT	NOV	DEC	YTD	NOV	Prior YTD
Total Calls	139	112	134	138	147	153	167	164	138	161	119	0	1572	113	1500
Complaints	127	107	125	133	136	138	153	151	125	146	109		1450	101	1385
Accidents	12	5	9	5	11	15	14	13	13	15	10		122	12	115
Criminal Arrests	9	1	12	6	7	14	5	12	15	5	5	0	91	7	95
Traffic Arrests	17	17	40	44	31	19	11	25	9	30	12		255	14	255
Vehicle Code Warnings	17	14	46	28	21	12	12	23	15	28	30		246	13	173
Ordinance Arrests	0	0	0	0	1	0	0	0	0	3	0	0	4	0	1

Hours Breakdown													
Patrol	123.35	167.63	304.87	243.97	198.11	239.40	282.20	236.80	246.79	229.81	158.22		2431.15
Investigation	411.45	207.27	292.64	305.36	195.16	231.39	244.44	338.44	256.39	297.12	195.67		2975.33
Vascar	1.50	0.48	0.50	4.75	9.25	5.05	2.74	7.25	5.73	11.13	8.22		56.60
Court	8.38	16.25	9.97	10.25	16.27	17.63	6.15	12.18	11.45	13.09	30.00		151.62
Assigned	235.40	228.16	239.57	260.94	280.66	281.32	164.58	207.52	236.73	227.99	250.28		2613.15

Hours Actual vs Purchased													
Total Actual Time	780.08	619.79	847.55	825.27	699.45	774.79	700.11	802.19	757.09	779.14	642.39		8227.85
Hours Purchased	752.40	679.62	752.40	728.18	752.40	728.18	752.40	752.40	728.18	752.40	728.18		8106.72
Hours Over/Under	27.68	-59.83	95.15	97.09	-52.95	46.61	-52.29	49.79	28.91	26.74	-85.79		121.13

Hours Over/Under Balance YTD													
Cumulative Carry Over	-262.09												
Current O/U	-234.41	-294.24	-199.08	-101.99	-154.94	-108.33	-160.62	-110.82	-81.91	-55.17	-140.96		

Percentage of Hours													
% Actual	11.90%	10.47%	12.93%	13.01%	10.67%	12.21%	10.68%	12.24%	11.94%	11.89%	11.89%		10.13%
% Purchased	11.48%	11.48%	11.48%	11.48%	11.48%	11.48%	11.48%	11.48%	11.48%	11.48%	11.48%		11.48%
% Over/Under	0.42%	-1.01%	1.45%	1.53%	-0.81%	0.73%	-0.80%	0.76%	0.46%	0.41%	-1.35%		

2019 POCONO MOUNTAIN REGIONAL POLICE DEPARTMENT
COOLBAUGH TOWNSHIP

	Enforcement												2018		
	JAN	FEB	MAR	APR	MAY	JUNE	JULY	AUG	SEPT	OCT	NOV	DEC	YTD	NOV	Prior YTD
Total Calls	437	400	400	439	447	498	498	491	437	417	439	0	4903	458	5056
Complaints	410	374	368	418	411	474	481	469	418	390	406		4619	419	4709
Accidents	27	26	32	21	36	24	17	22	19	27	33		284	39	347
Criminal Arrests	36	26	36	34	27	28	45	32	48	32	35	0	379	31	362
Traffic Arrests	44	64	115	37	58	57	74	46	47	109	80		731	57	827
Vehicle Code Warnings	54	70	75	36	52	78	60	53	37	145	147		807	54	467
Ordinance Arrests	7	5	2	0	3	1	8	1	8	12	6	0	53	4	71

Hours Breakdown													
Patrol	644.18	564.30	402.25	221.29	295.35	384.71	542.02	584.78	617.72	711.67	641.21		5609.48
Investigation	1052.05	964.77	1076.78	933.33	816.22	795.87	1314.45	906.21	1146.21	889.12	865.01		10760.02
Vascar	0.50	2.05	0.25	1.75	6.63	5.84	16.75	6.36	5.95	13.42	6.07		65.57
Court	138.45	95.93	220.55	111.59	89.10	117.36	85.27	100.68	147.70	148.42	122.70		1377.75
Assigned	760.14	736.74	773.59	842.59	906.28	908.40	531.46	670.09	764.43	736.20	808.18		8438.10

Hours Actual vs Purchased													
Total Actual Time	2595.32	2363.79	2473.42	2110.55	2113.58	2212.18	2489.95	2268.12	2682.01	2498.83	2443.17		26250.92
Hours Purchased	2429.57	2194.54	2429.57	2351.35	2429.57	2351.35	2429.57	2429.57	2351.35	2429.57	2351.35		26177.35
Hours Over/Under	165.75	169.25	43.85	-240.80	-315.99	-139.17	60.38	-161.45	330.66	69.26	91.82		73.57

Hours Over/Under Balance YTD													
Cumulative Carry Over	89.10												
Current O/U	254.85	424.10	467.95	227.15	-88.84	-228.01	-167.63	-329.07	1.59	70.85	162.67		

Percentage of Hours													
% Actual	39.60%	39.93%	37.74%	33.27%	32.25%	34.88%	37.99%	34.61%	42.28%	38.13%	38.52%		
% Purchased	37.07%	37.07%	37.07%	37.07%	37.07%	37.07%	37.07%	37.07%	37.07%	37.07%	37.07%		
% Over/Under	2.53%	2.86%	0.67%	-3.80%	-4.82%	-2.19%	0.92%	-2.46%	5.21%	1.06%	1.45%		

2019 POCONO MOUNTAIN REGIONAL POLICE DEPARTMENT
BARRETT TOWNSHIP

	Enforcement												2018		
	JAN	FEB	MAR	APR	MAY	JUNE	JULY	AUG	SEPT	OCT	NOV	DEC	YTD	NOV	Prior YTD
Total Calls	75	58	60	71	101	71	110	105	86	85	71	0	893	72	914
Complaints	64	51	55	67	92	65	102	95	80	80	67		818	65	847
Accidents	11	7	5	4	9	6	8	10	6	5	4		75	7	67
Criminal Arrests	6	2	6	5	4	1	2	5	2	4	3	0	40	2	41
Traffic Arrests	9	16	16	17	11	13	10	12	6	10	16		136	2	153
Vehicle Code Warnings	5	12	29	22	14	16	8	11	7	25	37		186	4	172
Ordinance Arrests	0	0	0	0	0	0	0	0	0	0	0	0	0	0	1

Hours Breakdown													
Patrol	122.43	123.75	283.04	232.06	202.49	203.73	125.02	160.05	129.90	231.48	243.88		2057.83
Investigation	210.26	104.94	133.53	144.57	170.84	158.29	212.35	168.15	138.20	173.80	113.69		1728.62
Vascar	0.00	0.00	0.00	1.32	1.60	2.33	0.82	0.00	0.00	2.83	6.52		15.42
Court	36.50	18.40	20.28	12.62	32.63	39.90	41.95	55.30	4.00	32.22	6.00		299.80
Assigned	176.55	171.12	179.68	195.70	210.49	210.99	123.44	155.64	177.55	170.99	187.71		1959.86

Hours Actual vs Purchased													
Total Actual Time	545.74	416.21	616.53	586.27	618.05	615.24	503.58	539.14	449.65	611.32	557.80		6061.53
Hours Purchased	564.30	509.71	564.30	546.13	564.30	546.13	564.30	564.30	546.13	564.30	546.13		6080.04
Hours Over/Under	-18.56	-91.50	52.23	40.14	53.75	69.11	-60.72	-25.16	-96.48	47.02	11.67		-18.51

Hours Over/Under Balance YTD													
Cumulative Carry Over	-37.06												
Current O/U	-55.62	-147.12	-94.89	-54.75	-1.00	68.11	7.39	-17.77	-114.26	-67.24	-55.57		

Percentage of Hours													
% Actual	8.33%	7.06%	9.41%	9.24%	9.43%	9.70%	7.68%	8.23%	7.09%	9.33%	8.79%		
% Purchased	8.61%	8.61%	8.61%	8.61%	8.61%	8.61%	8.61%	8.61%	8.61%	8.61%	8.61%		
% Over/Under	-0.28%	-1.55%	0.80%	0.63%	0.82%	1.09%	-0.93%	-0.38%	-1.52%	0.72%	0.18%		

2019 POCONO MOUNTAIN REGIONAL POLICE DEPARTMENT

ASSISTS

	JAN	FEB	MAR	APR	MAY	JUNE	JULY	AUG	SEPT	OCT	NOV	DEC	YTD	2018	
														NOV	Prior YTD
Ambulance Assists	28	37	31	30	28	29	43	25	27	31	41		350	22	335
Fire Assists	9	3	5	9	1	4	7	8	5	5	12		68	4	96
Assist to other Agencies	12	11	11	16	12	8	9	9	6	10	16	0	120	18	130
Bethlehem PD			1								2				
Lower Saucon PD											1				
NYPD	1		1	1	2			1			2				
Pocono Township PD		2		5	1	1	1		2	3	4				
PSP Ferridge			1					1	1		1				
PSP Hazleton											2				
PSP Stroud	1	2	2	1	2	3	3				2				
SARP	1		1				1	2	1		1				
Springfield Mass PD											1				

NOVEMBER 2019

1		2	3	4	5	6
Classification of Offenses		Offenses Reported or known to police (include unfounded and attempted)	Unfounded, i.e. False or Baseless Complaints	Number of Actual Offenses(Col. 2 minus Col. 3) Include Attempts	Total Offenses Cleared by Arrest or Exceptional means Includes Col. 6	Number of Clearances Involving only Persons under 18
PART I OFFENSES						
01. CRIMINAL HOMICIDE		-	-	-	-	-
A. Murder and Nonnegligent Manslaughter	11			-		
B. Manslaughter by Negligence	12			-		
02. FORCIBLE RAPE Total	20	1	-	1	-	-
A. Rape by Force	21	1		1		
B. Assault to Rape-Attempts	22			-		
03. ROBBERY Total	30	1	-	1	-	-
A. Firearm	31	1		1		
B. Knife or cutting instrument	32			-		
C. Other Dangerous Weapon	33			-		
D. Strong Arm(hands, feet, etc.)	34			-		
04. ASSAULT Total	40	25	-	25	19	3
A. Firearm	41			-		
B. Knife or cutting instrument	42			-		
C. Other Dangerous Weapon	43			-	1	1
D. Hands, fist, feet, etc.	44	5		5	2	
F. Other Assaults-Not aggravated	45	20		20	16	2
05. BURGLARY Total	50	7	-	7	1	-
A. Forcible Entry	51	4		4	1	
B. Unlawful Entry-No force	52	2		2		
C. Attempted forcible entry	53	1		1		
06. LARCENY - THEFT (except motor vehicle theft)	60	28	2	26	8	1
07. MOTOR VEHICLE THEFT Total	70	1	-	1	-	-
A. Autos	71			-		
B. Trucks and Buses	72			-		
C. Other Vehciles	73	1		1		
09. ARSON	90			-		
TOTAL PART I OFFENSES	77	63	2	61	28	4

NOVEMBER 2019

1 Classification of Offenses PART II OFFENSES	2 Offenses Reported or known to police (include unfounded and attempted)	3 Unfounded, i.e. False or Baseless Complaints	4 Number of Actual Offenses(Col. 2 minus Col. 3) Include Attempts	5 Total Offenses Cleared by Arrest or Exceptional means Includes Col. 6	6 Number of Clearances Involving only Persons under 18
100. Forgery and Counterfeiting	1		1		
110. Fraud	17		17	1	
120. Embezzlement			-		
130. Stolen Prop., Rec.,Possess.,Buying			-		
140. Vandalism	8		8	1	
150. Weapons, Carrying, Possess, etc.	2		2	1	
160. Prostitution and Commercialized Vice			-		
170. Sex Offenses (except 02 and 160)	6	1	5		
180. Drug Abuse Violations Total	6	-	6	2	-
Sale/mfg. 18A. Opium-Cocaine			-		
18B. Marijuana	1		1		
18C. Synthetic	1		1		
18D. Other			-		
Possession 18E. Opium-Cocaine			-		
18 F. Marijuana	4		4	2	
18G. Synthetic			-		
18H. Other			-		
190. Gambling Total	-	-	-	-	-
19A. Book Making			-		
19B. Numbers. Etc.			-		
19C. Other			-		
200. Offenses Against Family & Children	18	5	13	8	
210. Driving Under the Influence	6		6	6	
220. Liquor Laws			-		
230. Drunkenness	2	1	1	2	
240. Disorderly Conduct	51	5	46	42	7
250. Vagrancy			-		
260. All Other Offenses (except traffic)	33	2	31	21	
TOTAL PART II OFFENSES	150	14	136	84	7

Pocono Mountain Regional Police UCR Crime Stats
November 2019

	DEPART TOTAL	TOBY	TUNK	BORO	COOL	BAR	OUT
Homicide	0	0	0	0	0	0	0
Rape	1	0	0	1	0	0	0
Robbery	1	0	0	0	1	0	0
Assaults	22	5	2	2	12	1	0
Burglary	7	2	1	1	3	0	0
Larceny - Thefts	27	9	0	11	7	0	0
Stolen Vehicles	1	0	1	0	0	0	0
Arson	0	0	0	0	0	0	0
Forgery	1	0	0	0	1	0	0
Fraud	17	3	4	4	5	1	0
Embezzlement	0	0	0	0	0	0	0
Stolen Property	0	0	0	0	0	0	0
Vandalism	8	1	0	4	2	1	0
Weapons	2	0	0	1	0	1	0
Prostitution	0	0	0	0	0	0	0
Sex Offenses	5	0	0	0	5	0	0
Drug Violations	5	1	0	1	3	0	0
Gambling	0	0	0	0	0	0	0
Offenses Family	8	0	0	1	6	1	0
DUI	6	1	0	0	4	1	0
Liquor Laws	0	0	0	0	0	0	0
Drunkenness	2	0	0	1	1	0	0
Disorderly Conducts	37	8	8	9	10	2	0
All Others	33	7	4	1	17	1	3
UCR TOTALS	183	37	20	37	77	9	3

Domestics	75	13	7	6	47	2	0
------------------	-----------	-----------	----------	----------	-----------	----------	----------

**MONTHLY ACTIVITY REPORT
POCONO MOUNTAIN REGIONAL EMS**

November, 2019

TOTAL RESPONSE VOLUME

<u>MUNICIPALITY</u>	CURRENT YEAR		LAST YEAR		PERCENTAGE CHANGE	
	MONTH	YR TO DATE	MONTH	YR TO DATE	MONTH	YR TO DATE
BARRETT TWP	35	454	35	449	0%	1%
COOLBAUGH TWP	205	2435	247	2715	-17.0%	-10.3%
MT POCONO BORO	39	659	58	598	-32.8%	10.2%
PARADISE TWP	33	424	45	466	-26.7%	-9.0%
PRICE TWP	10	99	11	99	-9.1%	0.0%
TOBYHANNA TWP	92	1260	107	1340	-14.0%	-6.0%
TUNKHANNOCK TWP	26	305	23	290	13.0%	5.2%
TOTALS - INSIDE SERVICE AREA	440	5636	526	5957	-16.3%	-5.4%
<u>Outside Primary SVC Area</u>						
CHESTNUT HILL TWP/ELDRIDGE	2	10	0	4	0.0%	0.0%
EAST STROUDSBURG	0	6	0	3	0.0%	0.0%
HAMILTON	0	2	0	0	0.0%	0.0%
POCONO TWP	28	242	13	176	115.4%	37.5%
LEMAN	0	1	0	2	0.0%	0.0%
JACKSON TWP	1	9	2	13	0.0%	0.0%
PIKE COUNTY	4	32	5	39	-20.0%	-17.9%
POLK TWP	0	0	1	1	0.0%	0.0%
MIDDLE SMITHFIELD TWP.	0	9	0	2	0.0%	350.0%
STROUDSBURG BORO/DEL/GAP	0	10	1	6	0.0%	0.0%
ROSS TWP.	0	0	0	0	0.0%	0.0%
OUTSIDE MONROE CO	3	24	2	20	0.0%	20.0%
TOTAL OUTSIDE PRIMARY AREA	38	345	24	266	58.3%	29.7%
GRAND TOTAL	478	5981	550	6223	-13.1%	-3.9%

**NON-EMERG TRANSPORT 50/378
FOR WESTEND 9**

**FOR BUSHKILL 0
RESPONSES BY OUTCOME**

OUTCOME	CURENT YEAR		LAST YEAR		PERCENTAGE CHANGE	
	MONTH	YR TO DATE	MONTH	YR TO DATE	MONTH	YR TO DATE
PT TRANSPORTED	385	4,437	384	4,009	0%	11%
CARE TRANSFERRED /FLYS	14	156	12	106	17%	47%
ALS INTERCEPT	8	21	1	40	700%	-48%
BLS ASSIST IN ALS TRANSPORT	5	133	14	169	0%	-21%
CANCELED IN ROUTE	30	371	23	493	30%	-25%
DECEASED ON ARRIVAL	8	69	12	67	-33%	3%
FALSE CALL	7	79	16	81	0%	0%
NO PT FOUND	8	141	11	54	0%	161%
FIRE CALLS	10	116	8	100	25%	16%
POLICE STAND-BYS	1	22	2	38	-50%	-42%
LIFT ASSIST	30	276	18	173	67%	60%
NO TREATMENT REQUIRED	8	151	16	150	0%	0%
OTHER/ STAND-BYS	0	39	4	66	0%	0%
PUBLIC ASSIST	5	37	4	37	0%	0%
REFUSAL /TRANSPORT	2	65	10	165	-80%	-61%
TREATMENT NO TRANSPORT	37	553	39	596	-5%	-7%
GRAND TOTAL	558	6,666	574	6,344	-3%	5%

SCRATCH-COVER CALLS

CALLS COVERED BY	CURENT YEAR		LAST YEAR		PERCENTAGE CHANGE	
	MONTH	YR TO DATE	MONTH	YR TO DATE	MONTH	YR TO DATE
LAKE HARMONY	0	2	0	0	0%	0.0%
BUSHKILL	0	8	1	8	-200%	0.0%
WEST END	0	35	3	30	-600%	16.7%
ST LUKES	2	44	10	93	-1800%	-52.7%
SUBURBAN	0	3	1	12	-200%	0.0%
LACKAWANA/LUZERNE	0	0	0	1	0%	-100.0%
TADI/ SAMARITAN	2	31	0	1	200%	0.0%
GRAND TOTAL	4	123	15	145	-2600%	-15.2%

ALS ASSIST TO OTHER UNITS

UNITS RECEIVING ASSIST	CURENT YEAR		LAST YEAR		PERCENTAGE CHANGE	
	MONTH	YR TO DATE	MONTH	YR TO DATE	MONTH	YR TO DATE
BUSHKILL AMBULANCE	0	0	0	0	0%	0%
ST LUKES/SUBURBAN	0	2	0	5	0%	0%
GOULDSBORO	0	1	0	3	0%	0%
LAKE HARMONY	0	2	0	1	0%	0%
MARSHALL CREEK STATION 5	0	0	0	0	0%	0%
NEW FOUNDLAND/TAFTON	2	9	0	10	0%	-10%
PROMISE LAND	0	0	0	0	0%	0%
TAD/ SAMARITAN	4	25	0	11	0%	127%
WESTEND /WIND GAP BLS	0	4	1	6	0%	0%
GRAND TOTAL	6	43	1	44	0%	-2%

BLS ASSTIST TO OTHER UNITS

UNITS RECEIVING ASSIST	CURENT YEAR		LAST YEAR		PERCENTAGE CHANGE	
	MONTH	YR TO DATE	MONTH	YR TO DATE	MONTH	YR TO DATE
ST LUKES	0	0	0	0	0%	0%
GRAND TOTAL	0	0	0	0	0%	0%

ALS ASSIST RECEIVED FROM OTHER UNITS

UNITS PROVIDING ASSIST	CURENT YEAR		LAST YEAR		PERCENTAGE CHANGE	
	MONTH	YR TO DATE	MONTH	YR TO DATE	MONTH	YR TO DATE
ST LUKES	1	13	0	8	#DIV/0!	63%
WESTEND	0	1	0	0	0%	0%
SUBURBAN ALS	0	0	0	2	0%	0%
GRAND TOTAL	0	14	0	10	#DIV/0!	40%

BLS ASSIST RECEIVED FROM OTHER UNITS

UNITS PROVIDING ASSIST	CURENT YEAR		LAST YEAR		PERCENTAGE CHANGE	
	MONTH	YR TO DATE	MONTH	YR TO DATE	MONTH	YR TO DATE
CENTRAL POCONO	0	0	0	0	0%	0%
SAMARITAN	0	0	0	0	0%	0%
GRAND TOTAL	0	0	0	0	0%	0%

Fire Company: **Coolbaugh Twp. VFC**

Month: November

Total Monthly Calls: 31

Total Calls YTD: 338

Total dispatched in Coolbaugh MTD: 26

Total dispatched in Coolbaugh YTD: 327

Total Mutual Aid Calls to Other Townships: MTD - 5 YTD - 11

Total Man Hours (Calls) Month: 549

Total Man Hours (Calls) YTD: 1935

Training Hours Month: 368

Training Hours YTD: 3850

Total Man Hours Business Month: 40

Total Man Hours Business YTD: 1034

Total Hours MTD: 957

Total Hours YTD: 6819

Monthly Call Breakdown Report

Call Type	# per Month
Automatic Alarm	13
Dwelling Fire	5
Fire, other	
Extrication	2
Hazmat	
Lift Assist/EMS Assist/ Medivac Landing	3
Severe Weather	
Odor Investigation - remove smoke	
Structure (Commercial) Fire	
Traffic Control Only	
Vegetation (Brush) Fire	2
Vehicle Accident	4
Vehicle Fire	
Wires Down/ Tree on Wires/ Tree Across Road	1
Special Type of incident	1
Total Calls per Month	31
Average #firefighters per call	6.9

Please submit monthly call reports via mail, email or fax:

Coolbaugh Township Municipal Building

Attn: Erin Masker

5520 Municipal Drive

Tobyhanna, PA 18466

Email: emasker@coolbaughtwp.org

Fax: 570-894-8413

Monthly report due by the Wednesday before the meeting.

Fire Company: **Gouldsboro Vol Fire Co**

Month: November 2019

Total Monthly Calls: 16

Total Calls YTD: 141

Total dispatched in Coolbaugh MTD: 1

Total dispatched in Coolbaugh YTD: 8

Total Mutual Aid Calls to Other Townships: 6

Total Man Hours (Calls) Month: 145

Total Man Hours (Calls) YTD: 763.75

Training Hours Month: 156

Training Hours YTD: 1442

Total Man Hours Business Month: 336

Total Man Hours Business YTD: 6848.5

Total Hours MTD: 637

Total Hours YTD: 9054.25

Monthly Call Breakdown Report

Call Type	# per Month
Automatic Alarm	
Dwelling Fire	
Fire, other	
Extrication	
Hazmat	
Lift Assist/EMS Assist/ Medivac Landing	1
Mutual Aide	6
Odor Investigation - remove smoke	
Structure (Commercial) Fire	
Traffic Control Only	
Vegetation (Brush) Fire	
Vehicle Accident	4
Vehicle Fire	
Wires Down/ Tree on Wires/ Tree Across Road	3
Special Type of incident	2
Total Calls per Month	16

Average #firefighters per call: 4

Please submit monthly call reports via mail, email or fax:

Coolbaugh Township Municipal Building

Attn: Erin Masker

5520 Municipal Drive

Tobyhanna, PA 18466

Email: emasker@coolbaughtwp.org

Fax: 570-894-8413

Monthly report due by the Wednesday before the meeting.

Fire Company: THORNHURST

Month: NOVEMBER 2019

Total Monthly Calls: 9

Total Calls YTD: 66

Total dispatched in Coolbaugh MTD: 2

Total dispatched in Coolbaugh YTD: 11

Total Mutual Aid Calls to Other Townships: 4

Total Man Hours (Calls) Month: 46
 Training Hours Month (In house): 27
 Total Man Hours Business Month: 231
 Total Hours MTD: 304

Total Man Hours (Calls) YTD: 345.5
 Training Hours YTD: 505.5
 Total Man Hours Business YTD: 3,206
 Total Hours YTD: 4,057

Monthly Call Breakdown Report

Call Type	# per Month
Automatic Alarm	
Dwelling Fire	
Fire, other STRUCTURE FIRE ASST	4
Extrication	
Hazmat CO	1
Lift Assist/EMS Assist/ Medivac Landing	2
Mutual Aide (4)	
Odor Investigation - remove smoke	
Structure (Commercial) Fire	
Traffic Control Only	2
Vegetation (Brush) Fire CALLED BUT CONTROLLED	1
Vehicle Accident	
Vehicle Fire	
Wires Down/ Tree on Wires/ Tree Across Road	1
Special Type of Incident	
Total Calls per Month	

Average #firefighters per call: 3

Please submit monthly call reports via mail, email or fax:
 Coolbaugh Township Municipal Building
 Attn: Erin Masker
 5520 Municipal Drive
 Tobyhanna, PA 18466

Email: emasker@coolbaughtrwp.org

Fax: 570-894-8413

Monthly report due by the Wednesday before the meeting.

Fire Company: Tobyhanna Twp. Volunteer Fire Co **Month:** Nov 2019

Total Monthly Calls: 49 Total Calls YTD: 398

Total dispatched in Coolbaugh MTD: 1 Total dispatched in Coolbaugh YTD: 16

Total mutual aid calls to Other Townships: 10

Total Man Hours (Calls) Month:	446	Total Man Hours (Calls) YTD:	1,563
Training Hours Month:	101	Training Hours YTD:	1,190
Total Man Hours Business Month:	63	Total Man Hours Business YTD:	591
		Total Special Hours YTD:	500
Total Hours MTD:	<u>610</u>	Total Hours YTD:	<u>3,844</u>

Monthly Call Breakdown Report

CALL TYPE	# per Month
Automatic Alarm	8
Dwelling Fire	4
Extrication	0
Fire, Other	3
Hazmat	0
Lift Assist/EMS Assist/Medevac Landing	1
Mutual Aide	0
Odor Investigation, remove smoke	4
Structure (Commercial) Fire	1
Traffic Control Only	1
Vegetation (Brush) Fire	0
Vehicle Accident	0
Vehicle Fire	2
Wires Down/Tree on Wires/Tree Across Road	3
Special Type of Incident - CO incident	0
Other	22
TOTAL CALLS	49

Average Responders Per Call: 4

This number is actually skewed. As you can see above, we have 22 "other". Some of these were dispatched & canceled, with no time for response. Therefore, it is only 1 person (command) listed on the call.


*

Pocono Mountain Public Library
Monthly Stats Report

	Visits	Total Circs	Computer Uses	Wi-Fi	HOOPLA streaming
2,019					
January	*no data	2,524	325	580	118
February	*no data	2,327	344	524	97
March	*no data	2,447	345	636	98
April	*no data	2,375	395	604	90
May	3,147	2,398	419	656	100
June	2,548	2,705	446	768	104
July	3,336	3,049	495	940	120
August	3,311	2,938	562	828	124
September	2,570	2,462	433	868	126
October	2,741	2,334	510	584	132
November	2,803	2,012	346	636	127
December					
CURRENT TOTAL	20,456	27,571	4,620	7,624	1,236

The library is having amnesty for fines forgiveness from Dec 12, 2019 through Jan 4 2020 for overdue items.

	Visits	Total Circs	Computer Uses	Wi-Fi
2,018				
January	1,999	3,619	472	452
February	2,285	3,972	433	556
March	2,297	4,213	420	508
April	2,750	3,656	477	580
May	3,188	3,233	497	728
June	2,945	3,380	472	620
July	3,623	3,630	590	764
August	3,485	3,596	576	700
September	2,813	2,771	568	664
October	3,439	3,107	528	732
November	4,266	2,393	344	660
December	*	2,255	296	736
CURRENT TOTAL	33,090	39,825	5,673	7,700



**COOLBAUGH TOWNSHIP
MUNICIPAL CENTER**

5520 MUNICIPAL DRIVE, TOBYHANNA, PA. 18466
(570) 894-8490 * FAX (570) 894-8413
WWW.COOLBAUGHTWP.ORG

Thursday, December 12, 2019

Erin

Codes and Zoning Report 1/1/2019-12/12/2019.


Zoning Permit Applications:	233
Open Property Violations:	49
Open Alarm Violations:	188
Open Zoning Violations:	23
Open Sewage Violations:	807

Sincerely

Tomas Keane

Director of Codes & Zoning
5520 Municipal Dr
Tobyhanna, PA 18466
Phone (570) 894-8490 Ext # 4
Fax (570) 894-8413
tkeane@coolbaughtwp.org

19



**COOLBAUGH TOWNSHIP
MUNICIPAL CENTER**
5520 Municipal Drive, Tobyhanna, PA 18466
(570) 894-8490 • FAX (570) 894-8413

FINANCIAL REPORT - BOARD OF SUPERVISORS
DECEMBER 17, 2019 BOARD MEETING
AS OF NOVEMBER 30, 2019

Revenue

2019 General Fund Budget = \$7,531,031.18

<u>ITEM</u>	<u>AMOUNT</u>	<u>% BUDGET LINE</u>
Real Estate Taxes (Current & Delinquent)	\$ 3,309,523	98%
Earned Income Tax	1,579,626	109%
Real Estate Transfer Tax	434,094	105%
LST	351,475	108%
Licenses & Permits	202,989	113%
Rents	49,924	93%
Zoning Fees	41,346	96%
Fines & Forfeits	29,323	73%
Building Code Fees	19,593	98%
All other sources	339,378	36%
Total Revenue	\$ 6,775,062	

Expense

2019 General Fund Budget = \$7,531,031.18

<u>ITEM</u>	<u>AMOUNT</u>	<u>% BUDGET LINE</u>
Pocono Mountain Regional Police Dept.	\$ 2,083,603	91%
Salaries	974,937	93%
Capital Purchases	707,252	59%
Employee Benefits	580,891	87%
GOB Principal & Interest Payment	293,575	100%
Fire	318,123	79%
Interfund Transfers	180,000	82%
Contracted Services	158,657	113%
Road Materials	139,619	65%
Insurance	128,724	100%
Pocono Mountain EMS	110,000	85%
Vehicle Repair & Maintenance	93,695	114%
Fuel	81,051	80%
Utilities	69,130	85%
Legal Fees	66,539	95%
Engineering	60,554	111%
Control Center	18,014	100%
All other sources	314,492	80%
Total Expense	\$ 6,378,855	

20

**COOLBAUGH TOWNSHIP
CASH DISBURSEMENTS REPORT
DECEMBER 17, 2019**

DATE	CK #	DESCRIPTION	AMOUNT
12/5/2019		Payroll Transfers	\$41,500.00
12/17/2019		GENERAL FUND	66,948.92
		Total General Fund Disbursements	\$108,448.92
12/17/2019		Sewer Fund Disbursements	9,617.98
		TOTAL DISBURSEMENTS	\$ 118,066.90

CASH TRIAL BALANCE AS OF DECEMBER 17, 2019

General Fund Checking	\$ 2,230,996.59
Fire Tax/Coolbaugh Twp VFD	335,923.77
Fire Tax/Gouldsboro VFD	45,661.30
Fire Tax/Thornhurst VFD	14,284.32
Fire Tax/Tobyhanna Twp. VFD	44,328.07
Payroll Checking	1,021.72
Rainy Day Fund Savings	942,642.55
Total General Fund	3,614,858.32
Sewer Fund Checking	1,461.26
Sewer PennVest Checking	92.42
Total Sewer Fund	1,553.68
Capital Projects Fund Checking	14,430.25
Emerg. Services Fund Money Market	199,305.49
Emerg. Services Fund Checking	20,686.87
Total Emergency Services Fund	219,992.36
Liquid Fuels Fund Checking	916.17
Escrow Fund Checking	174,476.91
Escrow Fund Clarius Checking	438,469.95
Total Escrow Fund	612,946.86
TOTAL ALL FUNDS	\$ 4,464,697.64

**List of Bills - (01101000) GENERAL FUND CHECKING
GENERAL FUND**

Check#	Vendor	Description	Payment	Check Total
6058	1211 - ALLENTOWN MACK SALES & SERVICE INC	PO 17740 2019 INT'L -PART	198.40	198.40
6059	1330 - AMAZON CAPITAL SERVICES	PO 17708 OVERALLS MAINT.PERSON	122.00	122.00
6060	1039 - AMERICAN UNITED LIFE INS. CO.	PO 17678 LIFE INS./DISABILITY INS 12/1-12/31	1,187.43	1,187.43
6061	1305 - ANDERSON EQUIPMENT COMPANY	PO 17694 BUSHINGS/CHAIN INFRED CONVEYOR - BE	482.49	482.49
6062	1148 - BARTRON SUPPLY INC	PO 17730 PARTS RETURNED DIFFERENCE	21.26	21.26
6063	1059 - BILL'S SHOPRITE	PO 17723 FUEL	97.24	97.24
6064	202 - BRADCO SUPPLY CO.	PO 17738 SALT BOX SCREEN- SHOP	1,350.00	1,350.00
6065	5 - CARGILL, INCORPORATED	PO 17706 DEICER SALT	7,869.77	
		PO 17713 DEICER SALT ICE CONTROL	5,908.16	
		PO 17714 ICE CONTROL SALT	9,783.14	23,561.07
6066	724 - CINTAS	PO 17680 EYE WASH STATION- DPW- WWTP	241.39	241.39
6067	1240 - CINTAS CORPORATION	PO 17681 UNIFORMS	109.94	
		PO 17719 SHOP TOWELS/UNIFORMS	116.87	226.81
6068	190 - COOLBAUGH SEWER FUND	PO 17692 DEC - MUNICIPAL CENTER	374.82	374.82
6069	652 - CYPHERS TRUCK PART	PO 17735 HD CONSTANT TENSION- SHOP	86.28	86.28
6070	8 - D.G. NICHOLAS CO.	PO 17675 HD 50/50 RTU RED - ALL TRUCKS & EQU	181.10	
		PO 17691 RELAY -LEAF SUCKER	15.25	
		PO 17697 GASKET MAKER- GREY	16.46	
		PO 17707 GAL ALK SHIELD DEFROSTER	199.95	
		PO 17710 CLEANER LOW VOC	52.93	465.69
6071	1010 - DAVID FAIRSERVICE	PO 17715 CDL 2019 REFUND	88.00	88.00
6072	1085 - DE LAGE LANDEN	PO 17741 LEXMAR 3 COPIERS 12/1-12/31/2019	125.87	125.87
6073	919 - FIDELITY SECURITY LIFE INSURANCE/EY	PO 17716 EYE-MED DEC 2019	271.64	271.64
6074	255 - FIVE STAR EQUIPMENT, INC.	PO 17670 LOADER FILTER ELEMENT	101.85	
		PO 17712 CONTROL A/T MAIN PUSHBUTTON 2011 PL	887.03	988.88
6075	1327 - FRASER ADVANCED INFO.SYSTEMS	PO 17733 TOSHIBA COPIERS 8/6-11/05/2019	361.14	361.14
6076	926 - GENERAL SUPPLY	PO 17739 KEY BLANKS-CORE/CYLINDER	140.52	140.52
6077	1366 - GEORGE DOBSON	PO 17734 2019 BOOTS ALLOWANCE	250.00	250.00
6078	806 - GILMORE & ASSOCIATES	PO 17704 196 & COUNTRY PLACE	1,907.50	1,907.50
6079	48 - H. CLARK CONNOR	PO 17699 PLANNING COMMISSION	465.00	465.00
6080	54 - H.A. BERKHEIMER, INC.	PO 17722 LST COMMISSION - NOV	779.62	779.62
6081	891 - LOWE'S	PO 17728 BULBS/GROUNDING SCREWS/ASPHALT/DRIL	336.37	336.37
6082	759 - MUNICIPAL SOFTWARE, INC.	PO 17721 2020 ANNUAL SUPPORT- ACCOUNTING PRO	2,040.00	2,040.00
6083	262 - NEPA	PO 17718 2020 MEMBERSHIP DUES	275.00	275.00
6084	1350 - NORTHEAST CARTAGE & RECYCLING SOLUTIONS	PO 17724 MUNICIPAL CENTER-DPW 12/4/2019	388.00	
		PO 17726 PARK 12/04/2019	164.00	
		PO 17732 MUNICIPAL CENTER/DPW/PARK 10/01/201	552.00	1,104.00
6085	452 - OFFICE DEPOT	PO 17727 PAPER SUPPLIES	238.22	238.22
6086	81 - P P & L	PO 17690 84771-32002 507 SIGNAL LIGHTS	30.13	
		PO 17701 83201-80003 STREET LIGHT	1,105.50	
		PO 17720 49924-86007 IND'L PARK	57.99	1,193.62
6087	1021 - PAPCO	PO 17693 B2 CLEAR ULSD-W	2,880.38	2,880.38
6088	86 - PENNSYLVANIA AMERICAN WATER CO	PO 17676 FIRE HYDRANT	1,348.59	1,348.59
6089	87 - PENNSYLVANIA ONE CALL SYSTEM, INC.	PO 17700 FAX/CBT	174.73	174.73
6090	143 - POCONO LAKE SUPPLY CO.	PO 17703 POLY CAST DRAIN GRATE	330.00	330.00
6091	94 - POCONO MOUNTAIN REGIONAL EMS	PO 17729 CAPITAL IMPROVEMENTS	10,000.00	10,000.00
6092	95 - POCONO RECORD	PO 17742 ANTI-SKID- DPW ROOF-SNOW PLOWING/	701.26	701.26
6093	102 - RELIABLE SIGN AND STRIPING, INC.	PO 17736 REPAIR PARK PAVILLIONS	65.00	65.00
6094	105 - S & S TOOLS & SUPPLIES	PO 17683 USS FLUID WASHER- STOCK	94.88	
		PO 17684 DRILL BIT/WRENCH/CABLE TIES/NUTS/ G	350.54	
		PO 17685 WRENCH/DRILL BIT/ROLL LOCK DISC	252.25	
		PO 17686 DRILL BIT/CABLE TIES/ SOCKET/UVB CAB	203.91	
		PO 17687 COBALT DRILL BIT/HEX CAP	316.57	1,218.15
6095	1265 - SCHAEGLER YESCO	PO 17689 SMOKE ALARM CARBON ALARM	53.53	53.53
6096	111 - SHERWIN WILLIAMS	PO 17698 YELLOW PAINT -MUNICIPAL CENTER	52.20	52.20
6097	300 - STADIUM INTERNATIONAL TRUCKS	PO 17677 MODULE KIT 2016 DUMP TK- 2012 INT'	119.88	119.88
6098	120 - SUNDANCE NETWORKS INC.	PO 17679 ON-SITE NETWORK DOWN-PRINTING ISSUE	248.00	248.00
6099	1215 - SUPER HEAT, INC.	PO 17711 BOILER #2 REPAIR	9,800.00	9,800.00
6100	31 - THYSSENKRUPP ELEVATOR CORP.	PO 17688 12/1-12/31/2019 MAINTENANCE ELEVAT	296.88	296.88
6101	1226 - TRIAD TRUCK EQUIPMENT, INC	PO 17737 CHAIN ALUMINUM 4 X 8	84.00	84.00
6102	119 - VERIZON	PO 17717 PHONES- WWTP-MUNICIPAL CENTER	596.06	596.06
TOTAL				66,948.92

**List of Bills - (01101000) GENERAL FUND CHECKING
GENERAL FUND**

Check#	Vendor	Description	Payment	Check Total	
Summary By Account					
ACCOUNT	DESCRIPTION	CURRENT YR	APPROP. YEAR	NON-BUDGETARY	CREDIT
01.101.000	GENERAL FUND CHECKING			0.00	66,948.92
01.400.000	GENERAL GOV'T	1,642.66			
01.402.000	FINANCIAL ADMIN	2,040.00			
01.403.000	TAX COLLECTION	779.62			
01.405.000	MUNICIPAL OFFICE	939.48			
01.409.000	BUILDING & PLANTS	13,521.47			
01.411.000	FIRE	1,348.59			
01.412.000	AMBULANCE / RESCUE	10,000.00			
01.414.000	ZONING OFFICE	97.24			
01.419.000	PLANNING COMMISSION	465.00			
01.430.000	DPW-HIGHWAYS ROADS STREETS	5,635.16			
01.432.000	DPW-SNOW & ICE REMOVAL	23,561.07			
01.433.000	DPW-TRAFFIC SIGNS STREET SIGN	88.12			
01.437.000	DPW-REPAIR OF TOOLS & MACHINER	5,015.03			
01.454.000	PARKS	393.00			
01.487.000	EMPLOYEE BENEFITS	1,422.48			
TOTALS FOR	GENERAL FUND	66,948.92	0.00	0.00	66,948.92

Total to be paid from Fund 01 GENERAL FUND

66,948.92

66,948.92

**List of Bills - (08101000) CHECKING
SEWER FUND**

Check#	Vendor	Description	Payment	Check Total
2308	724 - CINTAS	PO 17680 EYE WASH STATION- DPW- WWTP	235.76	235.76
2309	771 - COMMONWEALTH OF PA	PO 17696 LOAN #99900048 PENNWORKS	965.35	965.35
2310	1294 - GOTTA GO SEPTIC'S	PO 17695 11/27/2019 SLUDGE PUMPED	400.00	
		PO 17709 12/05/2019 SLUDGE PUMPED	320.00	720.00
2311	520 - K.L. FULFORD ASSOCIATES, INC	PO 17682 DEC- WWTP	5,800.00	5,800.00
2312	699 - MAIN POOL & CHEMICAL CO	PO 17702 ALUMINUM SULFATE	582.40	582.40
2313	1350 - NORTHEAST CARTAGE & RECYCLING SOLUTIONS	PO 17725 WWTP 12/04/2019		92.00
		PO 17731 WWTP 10/1/2019	92.00	184.00
2314	119 - VERIZON	PO 17717 PHONES- WWTP-MUNICIPAL CENTER	553.87	553.87
2315	1324 - WG MALDEN	PO 17705 CALIBRATE PARTS & HARDWARE	576.60	576.60
TOTAL				9,617.98

Summary By Account

ACCOUNT	DESCRIPTION	CURRENT YR	APPROP. YEAR	NON-BUDGETARY	CREDIT
08.101.000	CHECKING			0.00	9,617.98
08.269.500	PENNWORKS 2008 GOB			816.00	
08.429.125	CONTRACT SERVICE PLANT	5,800.00			
08.429.200	SUPPLIES	582.40			
08.429.300	OTHER SERVICES & CHARGES	235.76			
08.429.320	TELEPHONE	553.87			
08.429.374	MAINT/REPAIR EQUIPMENT	576.60			
08.429.452	SLUDGE HAULING	720.00			
08.429.453	CONTRACTED SERVICE -TRASH	184.00			
08.472.106	PENNWORKS INTEREST LN #99900048	149.35			
TOTALS FOR	SEWER FUND	8,801.98	0.00	816.00	9,617.98

Total to be paid from Fund 08 SEWER FUND 9,617.98
9,617.98