

COOLBAUGH TOWNSHIP
MUNICIPAL CENTER
5520 MUNICIPAL DRIVE, TOBYHANNA, PA. 18466
(570) 894-8490 * FAX (570) 894-8413
WWW.COOLBAUGHTWP.ORG


COOLBAUGH TOWNSHIP BOARD OF SUPERVISORS
WORK SESSION AGENDA
October 15, 2019, 6:00PM

1. Adventure Sports: Growing Business Entertainment within the Township

2. WWTP Quarterly Update

3. Other Business

4. Public Input



COOLBAUGH TOWNSHIP
MUNICIPAL CENTER
5520 MUNICIPAL DRIVE, TOBYHANNA, PA. 18466
(570) 894-8490 * FAX (570) 894-8413
WWW.COOLBAUGHTWP.ORG

COOLBAUGH TOWNSHIP BOARD OF SUPERVISORS
REGULAR MEETING AGENDA
October 15, 2019, 7:00 PM

Roll Call

BOARD OF SUPERVISORS

___ B. Weimer ___ T. Lamantia ___ A. Ruiz-Smith ___ C. Colgan ___ L. Kelly
___ Solicitor Armstrong ___ E. Masker

Public input will be considered at the beginning of the meeting for non-agenda items. The public will be given an opportunity to speak on each agenda item. When speaking please state your name and the city or community that you reside in. This meeting is being recorded to aid in the preparation of the minutes.

1. Public input

2. Approval of minutes / notes:
 - September 26, 2019 Budget Meeting Minutes
 - October 1, 2019 Regular Meeting Minutes

3. Monthly reports
 - Pocono Mountain Regional Police Department
 - Pocono Mountain Regional EMS
 - Coolbaugh Township VFD
 - Gouldsboro VFD
 - Thornhurst Fire & Rescue Ambulance
 - Tobyhanna Township VFD
 - Pocono Mountain Public Library
 - Code Enforcement and Zoning Report

4. CPA Letter of Engagement



**COOLBAUGH TOWNSHIP
MUNICIPAL CENTER**

5520 MUNICIPAL DRIVE, TOBYHANNA, PA. 18466
(570) 894-8490 * FAX (570) 894-8413
WWW.COOLBAUGHTWP.ORG

5. Request for Waiver of Time Extension Request for the Minor Subdivision Plan for Linda Silva until December 30, 2019

6. Request for Waiver of Time Extension Request for the Minor Subdivision Plan for Robert Yoka until December 30, 2019

7. Authorization to Release Remaining Contributions

8. Controller Report

9. Current obligations

| | |
|----------------------------|----------------------|
| • General Fund | \$ 108,473.25 |
| • Sewer Fund | <u>\$ 16,770.35</u> |
| Total Disbursements | \$ 125,243.60 |

10. Solicitor Armstrong Comments/Updates

11. Other business

12. Board of Supervisors Executive Sessions
 - Prior: October 1, 2019 from 7:33 pm- 7:48 pm Re: Legal

*Next Supervisors Work Session and Meeting will be held on Monday, November 4, 2019 at 6:00pm due to elections**

13. Adjournment

3

2019 POCONO MOUNTAIN REGIONAL POLICE DEPARTMENT

| TOTAL ENFORCEMENT | | | | | | | | | | | | | 2018 | | |
|-----------------------|------|------|------|------|------|------|------|------|------|-----|-----|-----|-------|--------|-----------|
| | JAN | FEB | MAR | APR | MAY | JUNE | JULY | AUG | SEPT | OCT | NOV | DEC | YTD | AUGUST | Prior YTD |
| Total Calls | 1102 | 1004 | 1027 | 1151 | 1239 | 1249 | 1389 | 1305 | 1149 | 0 | 0 | 0 | 10615 | 1274 | 9215 |
| Complaints | 993 | 908 | 939 | 1072 | 1131 | 1145 | 1298 | 1204 | 1060 | 0 | 0 | 0 | 9750 | 1165 | 8398 |
| Accidents | 109 | 96 | 88 | 79 | 108 | 104 | 91 | 101 | 89 | 0 | 0 | 0 | 865 | 109 | 817 |
| Criminal Arrests | 105 | 81 | 93 | 99 | 93 | 101 | 118 | 96 | 114 | 0 | 0 | 0 | 900 | 95 | 747 |
| Traffic Arrests | 161 | 224 | 374 | 204 | 250 | 200 | 210 | 144 | 99 | 0 | 0 | 0 | 1866 | 309 | 2370 |
| Vehicle Code Warnings | 161 | 228 | 327 | 188 | 227 | 239 | 206 | 185 | 123 | 0 | 0 | 0 | 1884 | 168 | 1488 |
| Ordinance Arrests | 12 | 14 | 21 | 8 | 22 | 12 | 18 | 5 | 17 | 0 | 0 | 0 | 129 | 13 | 140 |

| Total Hours | | | | | | | | | | | | | |
|-------------------|---------|---------|---------|---------|---------|---------|---------|---------|---------|------|------|------|----------|
| Patrol | 1840.12 | 1787.08 | 2040.85 | 1551.90 | 1655.30 | 1715.67 | 2022.70 | 2058.31 | 1693.86 | 0.00 | 0.00 | 0.00 | 16365.79 |
| Investigation | 2364.49 | 1947.40 | 2107.97 | 2282.06 | 2200.52 | 1906.73 | 2833.79 | 2352.64 | 2344.58 | 0.00 | 0.00 | 0.00 | 20340.18 |
| Vascar | 5.67 | 5.76 | 5.67 | 13.38 | 34.73 | 31.86 | 40.13 | 29.72 | 13.51 | 0.00 | 0.00 | 0.00 | 180.43 |
| Court | 293.17 | 192.32 | 312.67 | 222.69 | 218.68 | 238.23 | 223.72 | 305.70 | 228.92 | 0.00 | 0.00 | 0.00 | 2236.10 |
| Assigned | 2050.55 | 1987.44 | 2086.85 | 2272.96 | 2444.77 | 2450.51 | 1433.66 | 1807.63 | 2062.13 | 0.00 | 0.00 | 0.00 | 18596.50 |
| Total Actual Time | 6554.00 | 5920.00 | 6554.01 | 6342.99 | 6554.00 | 6343.00 | 6554.00 | 6554.00 | 6343.00 | 0.00 | 0.00 | 0.00 | 57719.00 |

| Assigned Time | | | | | | | | | | | | | |
|---------------|---------|---------|---------|---------|---------|---------|---------|---------|---------|------|------|------|----------|
| Training | 1124.78 | 1121.09 | 1145.56 | 1505.65 | 1269.25 | 1132.77 | 451.03 | 558.24 | 1005.16 | | | | 9313.53 |
| Assists | 10.77 | 11.08 | 9.08 | 11.70 | 22.80 | 7.32 | 11.08 | 30.44 | 17.41 | | | | 131.68 |
| Admin | 915.00 | 855.27 | 932.20 | 755.62 | 1152.72 | 1310.42 | 971.55 | 1216.95 | 1039.56 | | | | 9151.29 |
| Total | 2050.55 | 1987.44 | 2086.84 | 2272.97 | 2444.77 | 2450.51 | 1433.66 | 1807.63 | 2062.13 | 0.00 | 0.00 | 0.00 | 18596.50 |

| ACTIVITY OUTSIDE JURISDICTION (Included In Totals Above) | | | | | | | | | | | | | | | |
|--|---|---|---|---|---|---|---|---|---|---|---|---|----|---|----|
| Calls Outside our Jurisdiction | 2 | 4 | 5 | 4 | 4 | 3 | 2 | 6 | 2 | 0 | 0 | 0 | 32 | 4 | 26 |
| Arrests Outside our Jurisdiction | 0 | 0 | 0 | 0 | 0 | 0 | 0 | 0 | 0 | 0 | 0 | 0 | 0 | 0 | 4 |

**2019 POCONO MOUNTAIN REGIONAL POLICE DEPARTMENT
TOBYHANNA TOWNSHIP**

| | Enforcement | | | | | | | | | | | | 2018 | | |
|------------------------------|-------------|-----|-----|-----|-----|------|------|-----|------|-----|-----|-----|------|--------|-----------|
| | JAN | FEB | MAR | APR | MAY | JUNE | JULY | AUG | SEPT | OCT | NOV | DEC | YTD | AUGUST | Prior YTD |
| Total Calls | 260 | 250 | 262 | 301 | 295 | 320 | 370 | 339 | 293 | 0 | 0 | 0 | 2690 | 309 | 2279 |
| Complaints | 231 | 222 | 243 | 278 | 271 | 287 | 337 | 309 | 271 | | | | 2449 | 278 | 2057 |
| Accidents | 29 | 28 | 19 | 23 | 24 | 33 | 33 | 30 | 22 | | | | 241 | 31 | 222 |
| Criminal Arrests | 30 | 26 | 22 | 27 | 30 | 30 | 38 | 30 | 33 | 0 | 0 | 0 | 266 | 31 | 198 |
| Traffic Arrests | 42 | 38 | 118 | 60 | 69 | 69 | 64 | 38 | 12 | | | | 510 | 95 | 672 |
| Vehicle Code Warnings | 39 | 64 | 95 | 59 | 70 | 86 | 77 | 74 | 44 | | | | 608 | 57 | 456 |
| Ordinance Arrests | 1 | 6 | 4 | 1 | 0 | 2 | 3 | 1 | 2 | 0 | 0 | 0 | 20 | 1 | 16 |

Hours Breakdown

| | | | | | | | | | | | | | | | |
|---------------|--------|--------|--------|--------|--------|--------|---------|---------|--------|--|--|--|--|--|---------|
| Patrol | 809.18 | 708.25 | 708.54 | 617.28 | 746.80 | 793.88 | 1007.84 | 1034.40 | 657.60 | | | | | | 7083.77 |
| Investigation | 416.30 | 419.20 | 379.05 | 472.90 | 445.68 | 438.47 | 578.58 | 663.55 | 541.14 | | | | | | 4354.87 |
| Vascar | 1.32 | 2.35 | 1.83 | 2.78 | 10.35 | 10.37 | 19.67 | 15.85 | 1.83 | | | | | | 66.35 |
| Court | 44.67 | 36.51 | 28.85 | 47.20 | 51.55 | 42.04 | 45.81 | 57.54 | 42.61 | | | | | | 396.78 |
| Assigned | 629.93 | 610.54 | 641.08 | 698.25 | 751.03 | 752.80 | 440.42 | 555.30 | 633.48 | | | | | | 5712.83 |

Hours Actual vs Purchased

| | | | | | | | | | | | | | | | |
|--------------------------|---------|---------|---------|---------|---------|---------|---------|---------|---------|--|--|--|--|--|----------|
| Total Actual Time | 1901.40 | 1776.85 | 1759.35 | 1838.41 | 2005.41 | 2037.56 | 2092.32 | 2326.64 | 1876.66 | | | | | | 17614.60 |
| Hours Purchased | 2013.39 | 1818.62 | 2013.39 | 1948.57 | 2013.39 | 1948.57 | 2013.39 | 2013.39 | 1948.57 | | | | | | 17731.28 |
| Hours Over/Under | -111.99 | -41.77 | -254.04 | -110.16 | -7.98 | 88.99 | 78.93 | 313.25 | -71.91 | | | | | | -116.68 |

Hours Over/Under Balance YTD

| | | | | | | | | | | | | | | | |
|------------------------------|--------|--------|---------|---------|---------|---------|--------|--------|--------|--|--|--|--|--|--|
| Cumulative Carry Over | 284.26 | | | | | | | | | | | | | | |
| Current O/U | 172.27 | 130.50 | -123.54 | -233.70 | -241.68 | -152.69 | -73.76 | 239.49 | 167.58 | | | | | | |

Percentage of Hours

| | | | | | | | | | | | | | | | |
|---------------------|--------|--------|--------|--------|--------|--------|--------|--------|--------|--|--|--|--|--|--|
| % Actual | 29.01% | 30.01% | 26.84% | 28.98% | 30.60% | 32.12% | 31.92% | 35.50% | 29.59% | | | | | | |
| % Purchased | 30.72% | 30.72% | 30.72% | 30.72% | 30.72% | 30.72% | 30.72% | 30.72% | 30.72% | | | | | | |
| % Over/Under | -1.71% | -0.71% | -3.88% | -1.74% | -0.12% | 1.40% | 1.20% | 4.78% | -1.13% | | | | | | |

2019 POCONO MOUNTAIN REGIONAL POLICE DEPARTMENT
MOUNT POCONO BOROUGH

| | Enforcement | | | | | | | | | | | | 2018 | | |
|------------------------------|-------------|-----|-----|-----|-----|------|------|-----|------|-----|-----|-----|------|--------|-----------|
| | JAN | FEB | MAR | APR | MAY | JUNE | JULY | AUG | SEPT | OCT | NOV | DEC | YTD | AUGUST | Prior YTD |
| Total Calls | 189 | 180 | 166 | 198 | 245 | 204 | 242 | 200 | 193 | 0 | 0 | 0 | 1817 | 226 | 1486 |
| Complaints | 159 | 150 | 143 | 172 | 219 | 178 | 223 | 174 | 165 | | | | 1583 | 193 | 1271 |
| Accidents | 30 | 30 | 23 | 26 | 26 | 26 | 19 | 26 | 28 | | | | 234 | 33 | 215 |
| Criminal Arrests | 24 | 26 | 17 | 27 | 25 | 28 | 28 | 17 | 16 | 0 | 0 | 0 | 208 | 24 | 181 |
| Traffic Arrests | 49 | 89 | 85 | 46 | 81 | 40 | 50 | 23 | 22 | | | | 485 | 89 | 683 |
| Vehicle Code Warnings | 46 | 68 | 82 | 42 | 68 | 47 | 48 | 24 | 18 | | | | 443 | 48 | 380 |
| Ordinance Arrests | 4 | 3 | 15 | 7 | 18 | 9 | 7 | 3 | 7 | 0 | 0 | 0 | 73 | 9 | 63 |

| Hours Breakdown | | | | | | | | | | | | |
|-----------------|--------|--------|--------|--------|--------|--------|--------|--------|--------|--|--|---------|
| Patrol | 140.98 | 223.15 | 342.15 | 237.30 | 212.55 | 93.95 | 65.62 | 42.28 | 41.85 | | | 1399.83 |
| Investigation | 274.43 | 251.22 | 225.97 | 425.90 | 572.62 | 282.71 | 483.97 | 276.29 | 262.64 | | | 3055.75 |
| Vascar | 2.35 | 0.88 | 3.09 | 2.78 | 6.90 | 8.27 | 0.15 | 0.26 | 0.00 | | | 24.68 |
| Court | 65.17 | 25.23 | 33.02 | 41.03 | 29.13 | 21.30 | 44.54 | 80.00 | 23.16 | | | 362.58 |
| Assigned | 248.53 | 240.88 | 252.93 | 275.48 | 296.31 | 297.00 | 173.76 | 219.08 | 249.93 | | | 2253.90 |

| Hours Actual vs Purchased | | | | | | | | | | | | |
|---------------------------|--------|--------|--------|--------|---------|--------|--------|---------|---------|--|--|---------|
| Total Actual Time | 731.46 | 741.36 | 857.16 | 982.49 | 1117.51 | 703.23 | 768.04 | 617.91 | 577.58 | | | 7096.74 |
| Hours Purchased | 794.34 | 717.50 | 794.34 | 768.77 | 794.34 | 768.77 | 794.34 | 794.34 | 768.77 | | | 6995.54 |
| Hours Over/Under | -62.88 | 23.86 | 62.82 | 213.72 | 323.17 | -65.54 | -26.30 | -176.43 | -191.19 | | | 101.20 |

| Hours Over/Under Balance YTD | | | | | | | | | | | | |
|------------------------------|---------|---------|--------|--------|--------|--------|--------|--------|-------|--|--|--|
| Cumulative Carry Over | -74.21 | | | | | | | | | | | |
| Current O/U | -137.09 | -113.24 | -50.42 | 163.29 | 486.46 | 420.92 | 394.61 | 218.18 | 26.99 | | | |

| Percentage of Hours | | | | | | | | | | | | |
|---------------------|--------|--------|--------|--------|--------|--------|--------|--------|--------|--|--|--|
| % Actual | 11.16% | 12.52% | 13.08% | 15.49% | 17.05% | 11.09% | 11.72% | 9.43% | 9.11% | | | |
| % Purchased | 12.12% | 12.12% | 12.12% | 12.12% | 12.12% | 12.12% | 12.12% | 12.12% | 12.12% | | | |
| % Over/Under | -0.96% | 0.40% | 0.96% | 3.37% | 4.93% | -1.03% | -0.40% | -2.69% | -3.01% | | | |

2019 POCONO MOUNTAIN REGIONAL POLICE DEPARTMENT
TUNKHANNOCK TOWNSHIP

| | Enforcement | | | | | | | | | | | | 2018 | | |
|------------------------------|-------------|-----|-----|-----|-----|------|------|-----|------|-----|-----|-----|------|--------|-----------|
| | JAN | FEB | MAR | APR | MAY | JUNE | JULY | AUG | SEPT | OCT | NOV | DEC | YTD | AUGUST | Prior YTD |
| Total Calls | 139 | 112 | 134 | 138 | 147 | 153 | 167 | 164 | 138 | 0 | 0 | 0 | 1292 | 141 | 1093 |
| Complaints | 127 | 107 | 125 | 133 | 136 | 138 | 153 | 151 | 125 | | | | 1195 | 126 | 1009 |
| Accidents | 12 | 5 | 9 | 5 | 11 | 15 | 14 | 13 | 13 | | | | 97 | 15 | 84 |
| Criminal Arrests | 9 | 1 | 12 | 6 | 7 | 14 | 5 | 12 | 15 | 0 | 0 | 0 | 81 | 6 | 66 |
| Traffic Arrests | 17 | 17 | 40 | 44 | 31 | 19 | 11 | 25 | 9 | | | | 213 | 50 | 214 |
| Vehicle Code Warnings | 17 | 14 | 46 | 28 | 21 | 12 | 12 | 23 | 15 | | | | 188 | 13 | 147 |
| Ordinance Arrests | 0 | 0 | 0 | 0 | 1 | 0 | 0 | 0 | 0 | 0 | 0 | 0 | 1 | 0 | 1 |

| Hours Breakdown | | | | | | | | | | | | |
|-----------------|--------|--------|--------|--------|--------|--------|--------|--------|--------|--|--|---------|
| Patrol | 123.35 | 167.63 | 304.87 | 243.97 | 198.11 | 239.40 | 282.20 | 236.80 | 246.79 | | | 2043.12 |
| Investigation | 411.45 | 207.27 | 292.64 | 305.36 | 195.16 | 231.39 | 244.44 | 338.44 | 256.39 | | | 2482.54 |
| Vascar | 1.50 | 0.48 | 0.50 | 4.75 | 9.25 | 5.05 | 2.74 | 7.25 | 5.73 | | | 37.25 |
| Court | 8.38 | 16.25 | 9.97 | 10.25 | 16.27 | 17.63 | 6.15 | 12.18 | 11.45 | | | 108.53 |
| Assigned | 235.40 | 228.16 | 239.57 | 260.94 | 280.66 | 281.32 | 164.58 | 207.52 | 236.73 | | | 2134.88 |

| Hours Actual vs Purchased | | | | | | | | | | |
|---------------------------|--------|--------|--------|--------|--------|--------|--------|--------|--------|---------|
| Total Actual Time | 780.08 | 619.79 | 847.55 | 825.27 | 699.45 | 774.79 | 700.11 | 802.19 | 757.09 | 6806.32 |
| Hours Purchased | 752.40 | 679.62 | 752.40 | 728.18 | 752.40 | 728.18 | 752.40 | 752.40 | 728.18 | 6626.14 |
| Hours Over/Under | 27.68 | -59.83 | 95.15 | 97.09 | -52.95 | 46.61 | -52.29 | 49.79 | 28.91 | 180.18 |

| Hours Over/Under Balance YTD | | | | | | | | | | |
|------------------------------|---------|---------|---------|---------|---------|---------|---------|---------|--------|---------|
| Cumulative Carry Over | | | | | | | | | | -262.09 |
| Current O/U | -234.41 | -294.24 | -199.08 | -101.99 | -154.94 | -108.33 | -160.62 | -110.82 | -81.91 | |

| Percentage of Hours | | | | | | | | | | |
|---------------------|--------|--------|--------|--------|--------|--------|--------|--------|--------|--|
| % Actual | 11.90% | 10.47% | 12.93% | 13.01% | 10.67% | 12.21% | 10.68% | 12.24% | 11.94% | |
| % Purchased | 11.48% | 11.48% | 11.48% | 11.48% | 11.48% | 11.48% | 11.48% | 11.48% | 11.48% | |
| % Over/Under | 0.42% | -1.01% | 1.45% | 1.53% | -0.81% | 0.73% | -0.80% | 0.76% | 0.46% | |

2019 POCONO MOUNTAIN REGIONAL POLICE DEPARTMENT
COOLBAUGH TOWNSHIP

| | Enforcement | | | | | | | | | | | | 2018 | | |
|------------------------------|-------------|-----|-----|-----|-----|------|------|-----|------|-----|-----|-----|------|--------|-----------|
| | JAN | FEB | MAR | APR | MAY | JUNE | JULY | AUG | SEPT | OCT | NOV | DEC | YTD | AUGUST | Prior YTD |
| Total Calls | 437 | 400 | 400 | 439 | 447 | 498 | 498 | 491 | 437 | 0 | 0 | 0 | 4047 | 496 | 3662 |
| Complaints | 410 | 374 | 368 | 418 | 411 | 474 | 481 | 469 | 418 | | | | 3823 | 474 | 3415 |
| Accidents | 27 | 26 | 32 | 21 | 36 | 24 | 17 | 22 | 19 | | | | 224 | 22 | 247 |
| Criminal Arrests | 36 | 26 | 36 | 34 | 27 | 28 | 45 | 32 | 48 | 0 | 0 | 0 | 312 | 30 | 275 |
| Traffic Arrests | 44 | 64 | 115 | 37 | 58 | 57 | 74 | 46 | 47 | | | | 542 | 56 | 669 |
| Vehicle Code Warnings | 54 | 70 | 75 | 36 | 52 | 78 | 60 | 53 | 37 | | | | 515 | 35 | 344 |
| Ordinance Arrests | 7 | 5 | 2 | 0 | 3 | 1 | 8 | 1 | 8 | 0 | 0 | 0 | 35 | 3 | 59 |

| Hours Breakdown | | | | | | | | | | | | | |
|----------------------|---------|--------|---------|--------|--------|--------|---------|--------|---------|--|--|--|---------|
| Patrol | 644.18 | 564.30 | 402.25 | 221.29 | 295.35 | 384.71 | 542.02 | 584.78 | 617.72 | | | | 4256.60 |
| Investigation | 1052.05 | 964.77 | 1076.78 | 933.33 | 816.22 | 795.87 | 1314.45 | 906.21 | 1146.21 | | | | 9005.89 |
| Vascar | 0.50 | 2.05 | 0.25 | 1.75 | 6.63 | 5.84 | 16.75 | 6.36 | 5.95 | | | | 46.08 |
| Court | 138.45 | 95.93 | 220.55 | 111.59 | 89.10 | 117.36 | 85.27 | 100.68 | 147.70 | | | | 1106.63 |
| Assigned | 760.14 | 736.74 | 773.59 | 842.59 | 906.28 | 908.40 | 531.46 | 670.09 | 764.43 | | | | 6893.72 |

| Hours Actual vs Purchased | | | | | | | | | | | | | |
|---------------------------|---------|---------|---------|---------|---------|---------|---------|---------|---------|--|--|--|----------|
| Total Actual Time | 2595.32 | 2363.79 | 2473.42 | 2110.55 | 2113.58 | 2212.18 | 2489.95 | 2268.12 | 2682.01 | | | | 21308.92 |
| Hours Purchased | 2429.57 | 2194.54 | 2429.57 | 2351.35 | 2429.57 | 2351.35 | 2429.57 | 2429.57 | 2351.35 | | | | 21396.43 |
| Hours Over/Under | 165.75 | 169.25 | 43.85 | -240.80 | -315.99 | -139.17 | 60.38 | -161.45 | 330.66 | | | | -87.51 |

| Hours Over/Under Balance YTD | | | | | | | | | | | | | |
|------------------------------|--------|--------|--------|--------|--------|---------|---------|---------|------|--|--|--|--|
| Cumulative Carry Over | 89.10 | | | | | | | | | | | | |
| Current O/U | 254.85 | 424.10 | 467.95 | 227.15 | -88.84 | -228.01 | -167.63 | -329.07 | 1.59 | | | | |

| Percentage of Hours | | | | | | | | | | | | | |
|---------------------|--------|--------|--------|--------|--------|--------|--------|--------|--------|--|--|--|--|
| % Actual | 39.60% | 39.93% | 37.74% | 33.27% | 32.25% | 34.88% | 37.99% | 34.61% | 42.28% | | | | |
| % Purchased | 37.07% | 37.07% | 37.07% | 37.07% | 37.07% | 37.07% | 37.07% | 37.07% | 37.07% | | | | |
| % Over/Under | 2.53% | 2.86% | 0.67% | -3.80% | -4.82% | -2.19% | 0.92% | -2.46% | 5.21% | | | | |

2019 POCONO MOUNTAIN REGIONAL POLICE DEPARTMENT
BARRETT TOWNSHIP

| | Enforcement | | | | | | | | | | | | 2018 | | |
|------------------------------|-------------|-----|-----|-----|-----|------|------|-----|------|-----|-----|-----|------|--------|-----------|
| | JAN | FEB | MAR | APR | MAY | JUNE | JULY | AUG | SEPT | OCT | NOV | DEC | YTD | AUGUST | Prior YTD |
| Total Calls | 75 | 58 | 60 | 71 | 101 | 71 | 110 | 105 | 86 | 0 | 0 | 0 | 737 | 98 | 689 |
| Complaints | 64 | 51 | 55 | 67 | 92 | 65 | 102 | 95 | 80 | | | | 671 | 90 | 620 |
| Accidents | 11 | 7 | 5 | 4 | 9 | 6 | 8 | 10 | 6 | | | | 66 | 8 | 49 |
| Criminal Arrests | 6 | 2 | 6 | 5 | 4 | 1 | 2 | 5 | 2 | 0 | 0 | 0 | 33 | 4 | 27 |
| Traffic Arrests | 9 | 16 | 16 | 17 | 11 | 13 | 10 | 12 | 6 | | | | 110 | 19 | 132 |
| Vehicle Code Warnings | 5 | 12 | 29 | 22 | 14 | 16 | 8 | 11 | 7 | | | | 124 | 15 | 161 |
| Ordinance Arrests | 0 | 0 | 0 | 0 | 0 | 0 | 0 | 0 | 0 | 0 | 0 | 0 | 0 | 0 | 1 |

| Hours Breakdown | | | | | | | | | | | | |
|-----------------|--------|--------|--------|--------|--------|--------|--------|--------|--------|--|--|---------|
| Patrol | 122.43 | 123.75 | 283.04 | 232.06 | 202.49 | 203.73 | 125.02 | 160.05 | 129.90 | | | 1582.47 |
| Investigation | 210.26 | 104.94 | 133.53 | 144.57 | 170.84 | 158.29 | 212.35 | 168.15 | 138.20 | | | 1441.13 |
| Vascar | 0.00 | 0.00 | 0.00 | 1.32 | 1.60 | 2.33 | 0.82 | 0.00 | 0.00 | | | 6.07 |
| Court | 36.50 | 18.40 | 20.28 | 12.62 | 32.63 | 39.90 | 41.95 | 55.30 | 4.00 | | | 261.58 |
| Assigned | 176.55 | 171.12 | 179.68 | 195.70 | 210.49 | 210.99 | 123.44 | 155.64 | 177.55 | | | 1601.16 |

| Hours Actual vs Purchased | | | | | | | | | |
|---------------------------|--------|--------|--------|--------|--------|--------|--------|--------|---------|
| Total Actual Time | 545.74 | 418.21 | 616.53 | 586.27 | 618.05 | 503.58 | 539.14 | 449.65 | 4892.41 |
| Hours Purchased | 564.30 | 509.71 | 564.30 | 546.13 | 564.30 | 564.30 | 564.30 | 546.13 | 4969.61 |
| Hours Over/Under | -18.56 | -91.50 | 52.23 | 40.14 | 53.75 | 69.11 | -60.72 | -96.48 | -77.20 |

| Hours Over/Under Balance YTD | | | | | | | | | |
|------------------------------|--------|---------|--------|--------|-------|-------|------|--------|---------|
| Cumulative Carry Over | -37.06 | | | | | | | | |
| Current OIU | -55.62 | -147.12 | -94.89 | -54.75 | -1.00 | 68.11 | 7.39 | -17.77 | -114.26 |

| Percentage of Hours | | | | | | | | | |
|---------------------|--------|--------|-------|-------|-------|-------|--------|--------|--------|
| % Actual | 8.33% | 7.06% | 9.41% | 9.24% | 9.43% | 9.70% | 7.68% | 8.23% | 7.09% |
| % Purchased | 8.61% | 8.61% | 8.61% | 8.61% | 8.61% | 8.61% | 8.61% | 8.61% | 8.61% |
| % Over/Under | -0.28% | -1.55% | 0.80% | 0.63% | 0.82% | 1.09% | -0.93% | -0.38% | -1.52% |

2019 POCONO MOUNTAIN REGIONAL POLICE DEPARTMENT

ASSISTS

| | 2018 | | | | | | | | | | | | | | |
|--------------------------|------|-----|-----|-----|-----|------|------|-----|------|-----|-----|-----|-----|--------|-----------|
| | JAN | FEB | MAR | APR | MAY | JUNE | JULY | AUG | SEPT | OCT | NOV | DEC | YTD | AUGUST | Prior YTD |
| Ambulance Assists | 28 | 37 | 31 | 30 | 28 | 29 | 43 | 25 | 27 | | | | 278 | 28 | 253 |
| Fire Assists | 9 | 3 | 5 | 9 | 1 | 4 | 7 | 8 | 5 | | | | 51 | 7 | 76 |
| Assist to other Agencies | 12 | 11 | 11 | 16 | 12 | 8 | 9 | 9 | 3 | 0 | 0 | 0 | 91 | 15 | 89 |

Indianapolis PD
 Pocono Township PD
 PSP Ferridge
 PSP Wyoming
 Roxbury PD
 SARP
 Schenectady PD
 Wilson Boo

1
 2
 1
 1
 1
 1
 1
 1
 1
 1
 1

| 1 | | 2 | 3 | 4 | 5 | 6 |
|--|----|---|---|--|--|---|
| Classification of Offenses PART I OFFENSES | | Offenses Reported or known to police (include unfounded and attempted) | Unfounded, i.e. False or Baseless Complaints | Number of Actual Offenses(Col. 2 minus Col. 3) Include Attempts | Total Offenses Cleared by Arrest or Exceptional means Includes Col. 6 | Number of Clearances Involving only Persons under 18 |
| 01. CRIMINAL HOMICIDE | | - | - | - | 1 | - |
| A. Murder and Nonnegligent Manslaughter | 11 | | | - | 1 | |
| B. Manslaughter by Negligence | 12 | | | - | | |
| 02. FORCIBLE RAPE Total | 20 | 1 | - | 1 | 1 | - |
| A. Rape by Force | 21 | 1 | | 1 | 1 | |
| B. Assault to Rape-Attempts | 22 | | | - | | |
| 03. ROBBERY Total | 30 | - | - | - | - | - |
| A. Firearm | 31 | | | - | | |
| B. Knife or cutting instrument | 32 | | | - | | |
| C. Other Dangerous Weapon | 33 | | | - | | |
| D. Strong Arm(hands, feet, etc.) | 34 | | | - | | |
| 04. ASSAULT Total | 40 | 27 | - | 27 | 25 | 2 |
| A. Firearm | 41 | | | - | | |
| B. Knife or cutting instrument | 42 | 2 | | 2 | 2 | 1 |
| C. Other Dangerous Weapon | 43 | | | - | | |
| D. Hands, fist, feet, etc. | 44 | 4 | | 4 | 2 | |
| E. Other Assaults-Not aggravated | 45 | 21 | | 21 | 21 | 1 |
| 05. BURGLARY Total | 50 | 11 | 1 | 10 | 1 | - |
| A. Forcible Entry | 51 | 5 | | 5 | 1 | |
| B. Unlawful Entry-No force | 52 | 4 | 1 | 3 | | |
| C. Attempted forcible entry | 53 | 2 | | 2 | | |
| 06. LARCENY - THEFT (except motor vehicle theft) | 60 | 29 | 2 | 27 | 10 | |
| 07. MOTOR VEHICLE THEFT Total | 70 | 1 | - | 1 | - | - |
| A. Autos | 71 | 1 | | 1 | | |
| B. Trucks and Buses | 72 | | | - | | |
| C. Other Vehicles | 73 | | | - | | |
| 09. ARSON | 90 | | | - | | |
| TOTAL PART I OFFENSES | 77 | 69 | 3 | 66 | 38 | 2 |

| 1 Classification of Offenses PART II OFFENSES | 2 Offenses Reported or known to police (include unfounded and attempted) | 3 Unfounded, i.e. False or Baseless Complaints | 4 Number of Actual Offenses(Col. 2 minus Col. 3) Include Attempts | 5 Total Offenses Cleared by Arrest or Exceptional means Includes Col. 6 | 6 Number of Clearances Involving only Persons under 18 |
|--|--|--|---|---|--|
| 100. Forgery and Counterfeiting | 1 | | 1 | | |
| 110. Fraud | 19 | 1 | 18 | 1 | |
| 120. Embezzlement | | | - | | |
| 130. Stolen Prop., Rec., Possess., Buying | | | - | | |
| 140. Vandalism | 5 | | 5 | 2 | |
| 150. Weapons, Carrying, Possess, etc. | | | - | | |
| 160. Prostitution and Commercialized Vice | | | - | | |
| 170. Sex Offenses (except 02 and 160) | 10 | 2 | 8 | 7 | 1 |
| 180. Drug Abuse Violations Total | 9 | - | 9 | 7 | 1 |
| Sale/mfg. 18A. Opium-Cocaine | 2 | | 2 | 3 | |
| 18B. Marijuana | 1 | | 1 | 1 | |
| 18C. Synthetic | | | - | | |
| 18D. Other | | | - | | |
| Possession 18E. Opium-Cocaine | 2 | | 2 | | |
| 18 F. Marijuana | 4 | | 4 | 3 | 1 |
| 18G. Synthetic | | | - | | |
| 18H. Other | | | - | | |
| 190. Gambling Total | - | - | - | - | - |
| 19A. Book Making | | | - | | |
| 19B. Numbers. Etc. | | | - | | |
| 19C. Other | | | - | | |
| 200. Offenses Against Family & Children | 6 | 2 | 4 | 2 | |
| 210. Driving Under the Influence | 14 | 1 | 13 | 7 | |
| 220. Liquor Laws | 1 | | 1 | 1 | |
| 230. Drunkenness | 9 | | 9 | 8 | |
| 240. Disorderly Conduct | 68 | 8 | 60 | 48 | 6 |
| 250. Vagrancy | 31 | 4 | 27 | 18 | |
| 260. All Other Offenses (except traffic) | | | - | | |
| TOTAL PART II OFFENSES | 173 | 18 | 155 | 101 | 8 |

**Pocono Mountain Regional Police UCR Crime Stats
September 2019**

| | DEPART TOTAL | TOBY | TUNK | BORO | COOL | BAR | OUT |
|---------------------|-------------------------|-------------|-------------|-------------|-------------|------------|------------|
| Homicide | 0 | 0 | 0 | 0 | 0 | 0 | 0 |
| Rape | 1 | 0 | 0 | 0 | 1 | 0 | 0 |
| Robbery | 0 | 0 | 0 | 0 | 0 | 0 | 0 |
| Assaults | 26 | 4 | 2 | 4 | 15 | 1 | 0 |
| Burglary | 11 | 4 | 2 | 1 | 4 | 0 | 0 |
| Larceny - Thefts | 28 | 9 | 2 | 9 | 6 | 2 | 0 |
| Stolen Vehicles | 1 | 0 | 0 | 0 | 0 | 1 | 0 |
| Arson | 0 | 0 | 0 | 0 | 0 | 0 | 0 |
| Forgery | 1 | 1 | 0 | 0 | 0 | 0 | 0 |
| Fraud | 19 | 4 | 3 | 1 | 10 | 1 | 0 |
| Embezzlement | 0 | 0 | 0 | 0 | 0 | 0 | 0 |
| Stolen Property | 0 | 0 | 0 | 0 | 0 | 0 | 0 |
| Vandalism | 5 | 1 | 0 | 0 | 4 | 0 | 0 |
| Weapons | 0 | 0 | 0 | 0 | 0 | 0 | 0 |
| Prostitution | 0 | 0 | 0 | 0 | 0 | 0 | 0 |
| Sex Offenses | 8 | 4 | 0 | 0 | 4 | 0 | 0 |
| Drug Violations | 8 | 1 | 0 | 2 | 4 | 1 | 0 |
| Gambling | 0 | 0 | 0 | 0 | 0 | 0 | 0 |
| Offenses Family | 2 | 0 | 0 | 0 | 2 | 0 | 0 |
| DUI | 14 | 6 | 2 | 0 | 4 | 1 | 1 |
| Liquor Laws | 1 | 0 | 0 | 0 | 0 | 1 | 0 |
| Drunkenness | 9 | 5 | 0 | 0 | 4 | 0 | 0 |
| Disorderly Conducts | 58 | 12 | 12 | 13 | 16 | 5 | 0 |
| All Others | 31 | 9 | 6 | 5 | 8 | 3 | 0 |
| UCR TOTALS | 223 | 60 | 29 | 35 | 82 | 16 | 1 |

| | | | | | | | |
|-----------|----|----|----|---|----|---|---|
| Domestics | 84 | 20 | 10 | 6 | 43 | 5 | 0 |
|-----------|----|----|----|---|----|---|---|

MONTHLY ACTIVITY REPORT
POCONO MOUNTAIN REGIONAL EMS
September, 2019

TOTAL RESPONSE VOLUME

| <u>MUNICIPALITY</u> | CURRENT YEAR | | LAST YEAR | | PERCENTAGE CHANGE | |
|-------------------------------------|--------------|-------------|------------|-------------|-------------------|--------------|
| | MONTH | YR TO DATE | MONTH | YR TO DATE | MONTH | YR TO DATE |
| BARRETT TWP | 41 | 388 | 38 | 382 | 8% | 2% |
| COOLBAUGH TWP | 230 | 2018 | 219 | 2220 | 5.0% | -9.1% |
| MT POCONO BORO | 62 | 562 | 52 | 482 | 19.2% | 16.6% |
| PARADISE TWP | 50 | 344 | 48 | 371 | 4.2% | -7.3% |
| PRICE TWP | 5 | 78 | 9 | 80 | -44.4% | -2.5% |
| TOBYHANNA TWP | 118 | 1059 | 123 | 1017 | -4.1% | 4.1% |
| TUNKHANNOCK TWP | 30 | 244 | 31 | 243 | -3.2% | 0.4% |
| TOTALS - INSIDE SERVICE AREA | 536 | 4693 | 520 | 4795 | 3.1% | -2.1% |
| <u>Outside Primary SVC Area</u> | | | | | | |
| CHESTNUT HILL TWP/ELDRIDGE | 1 | 7 | 1 | 3 | 0.0% | 0.0% |
| EAST STROUDSBURG | 0 | 6 | 0 | 3 | 0.0% | 0.0% |
| HAMILTON | 0 | 2 | 0 | 0 | 0.0% | 0.0% |
| POCONO TWP | 15 | 190 | 15 | 144 | 0.0% | 31.9% |
| LEMAN | 0 | 1 | 0 | 1 | 0.0% | 0.0% |
| JACKSON TWP | 0 | 6 | 0 | 10 | 0.0% | 0.0% |
| PIKE COUNTY | 7 | 24 | 3 | 33 | 133.3% | -27.3% |
| POLK TWP | 0 | 0 | 0 | 0 | 0.0% | 0.0% |
| MIDDLE SMITHFIELD TWP. | 0 | 8 | 0 | 2 | 0.0% | 300.0% |
| STROUDSBURG BORO/DEL/GAP | 2 | 10 | 1 | 3 | 0.0% | 0.0% |
| ROSS TWP. | 0 | 0 | 0 | 0 | 0.0% | 0.0% |
| OUTSIDE MONROE CO | 3 | 18 | 1 | 16 | 0.0% | 12.5% |
| TOTAL OUTSIDE PRIMARY AREA | 28 | 272 | 21 | 215 | 33.3% | 26.5% |
| GRAND TOTAL | 564 | 4965 | 541 | 5010 | 4.3% | -0.9% |

NON-EMERG TRANSPORT 49/276
FOR WESTEND 5

FOR BUSHKILL 1
RESPONSES BY OUTCOME

| OUTCOME | CURENT YEAR | | LAST YEAR | | PERCENTAGE CHANGE | |
|-----------------------------|-------------|--------------|------------|--------------|-------------------|------------|
| | MONTH | YR TO DATE | MONTH | YR TO DATE | MONTH | YR TO DATE |
| PT TRANSPORTED | 408 | 3,648 | 353 | 3,231 | 16% | 13% |
| CARE TRANSFERRED /FLYS | 17 | 129 | 4 | 85 | 325% | 52% |
| ALS INTERCEPT | 7 | 27 | 1 | 37 | 600% | -27% |
| BLS ASSIST IN ALS TRANSPORT | 9 | 117 | 18 | 143 | 0% | -18% |
| CANCELED IN ROUTE | 40 | 301 | 50 | 438 | -20% | -31% |
| DECEASED ON ARRIVAL | 8 | 56 | 8 | 52 | 0% | 8% |
| FALSE CALL | 10 | 66 | 10 | 56 | 0% | 0% |
| NO PT FOUND | 9 | 120 | 10 | 38 | 0% | 216% |
| FIRE CALLS | 7 | 98 | 7 | 86 | 0% | 14% |
| POLICE STAND-BYS | 2 | 19 | 2 | 34 | 0% | -44% |
| LIFT ASSIST | 30 | 236 | 15 | 138 | 100% | 71% |
| NO TREATMENT REQUIRED | 11 | 123 | 22 | 119 | 0% | 0% |
| OTHER/ STAND-BYS | 18 | 22 | 17 | 42 | 0% | 0% |
| PUBLIC ASSIST | 3 | 28 | 3 | 30 | 0% | 0% |
| REFUSAL /TRANSPORT | 7 | 57 | 2 | 150 | 250% | -62% |
| TREATMENT NO TRANSPORT | 60 | 465 | 59 | 512 | 2% | -9% |
| GRAND TOTAL | 646 | 5,512 | 581 | 5,191 | 11% | 6% |

SCRATCH-COVER CALLS

| CALLS COVERED BY | CURENT YEAR | | LAST YEAR | | PERCENTAGE CHANGE | |
|--------------------|-------------|------------|-----------|------------|-------------------|--------------|
| | MONTH | YR TO DATE | MONTH | YR TO DATE | MONTH | YR TO DATE |
| LAKE HARMONY | 0 | 2 | 0 | 0 | 0% | 0.0% |
| BUSHKILL | 0 | 6 | 0 | 7 | 0% | -14.3% |
| WEST END | 7 | 33 | 3 | 21 | 100% | 57.1% |
| ST LUKES | 3 | 38 | 7 | 72 | -1100% | -47.2% |
| SUBURBAN | 0 | 3 | 1 | 11 | -200% | 0.0% |
| LACKAWANA/LUZERNE | 0 | 0 | 0 | 1 | 0% | -100.0% |
| TADI/ SAMARITAN | 1 | 28 | 0 | 1 | 100% | 0.0% |
| GRAND TOTAL | 11 | 110 | 11 | 113 | -1100% | -2.7% |

ALS ASSIST TO OTHER UNITS

| UNITS RECEIVING ASSIST | CURENT YEAR | | LAST YEAR | | PERCENTAGE CHANGE | |
|--------------------------|-------------|------------|-----------|------------|-------------------|-------------|
| | MONTH | YR TO DATE | MONTH | YR TO DATE | MONTH | YR TO DATE |
| BUSHKILL AMBULANCE | 0 | 0 | 0 | 0 | 0% | 0% |
| ST LUKES/SUBURBAN | 1 | 2 | 0 | 5 | 0% | 0% |
| GOULDSBORO | 1 | 1 | 0 | 3 | 0% | 0% |
| LAKE HARMONY | 0 | 2 | 0 | 1 | 0% | 0% |
| MARSHALL CREEK STATION 5 | 0 | 0 | 0 | 0 | 0% | 0% |
| NEW FOUNDLAND/TAFTON | 2 | 6 | 2 | 10 | 0% | -40% |
| PROMISE LAND | 0 | 0 | 0 | 0 | 0% | 0% |
| TAD/ SAMARITAN | 3 | 16 | 3 | 11 | 0% | 45% |
| WESTEND /WIND GAP BLS | 0 | 4 | 1 | 4 | 0% | 0% |
| GRAND TOTAL | 7 | 31 | 6 | 44 | 0% | -30% |

BLS ASSTIST TO OTHER UNITS

| UNITS RECEIVING ASSIST | CURENT YEAR | | LAST YEAR | | PERCENTAGE CHANGE | |
|------------------------|-------------|------------|-----------|------------|-------------------|------------|
| | MONTH | YR TO DATE | MONTH | YR TO DATE | MONTH | YR TO DATE |
| ST LUKES | 0 | 0 | 0 | 0 | 0% | 0% |
| GRAND TOTAL | 0 | 0 | 0 | 0 | 0% | 0% |

ALS ASSIST RECEIVED FROM OTHER UNITS

| UNITS PROVIDING ASSIST | CURENT YEAR | | LAST YEAR | | PERCENTAGE CHANGE | |
|------------------------|-------------|------------|-----------|------------|-------------------|------------|
| | MONTH | YR TO DATE | MONTH | YR TO DATE | MONTH | YR TO DATE |
| ST LUKES | 3 | 12 | 2 | 8 | 50% | 50% |
| WESTEND | 0 | 1 | 0 | 0 | 0% | 0% |
| SUBURBAN ALS | 0 | 0 | 1 | 2 | 0% | 0% |
| GRAND TOTAL | 0 | 13 | 3 | 10 | -100% | 30% |

BLS ASSIST RECEIVED FROM OTHER UNITS

| UNITS PROVIDING ASSIST | CURENT YEAR | | LAST YEAR | | PERCENTAGE CHANGE | |
|------------------------|-------------|------------|-----------|------------|-------------------|------------|
| | MONTH | YR TO DATE | MONTH | YR TO DATE | MONTH | YR TO DATE |
| CENTRAL POCONO | 0 | 0 | 0 | 0 | 0% | 0% |
| SAMARITAN | 0 | 0 | 0 | 0 | 0% | 0% |
| GRAND TOTAL | 0 | 0 | 0 | 0 | 0% | 0% |

Fire Company: **Gouldsboro Vol Fire Co**

Month: September 2019

Total Monthly Calls: 8

Total Calls YTD: 111

Total dispatched in Coolbaugh MTD: 1

Total dispatched in Coolbaugh YTD: 7

Total Mutual Aid Calls to Other Townships: 0

Total Man Hours (Calls) Month: 26.25

Total Man Hours (Calls) YTD: 564.75

Training Hours Month: 101

Training Hours YTD: 1085

Total Man Hours Business Month: 595

Total Man Hours Business YTD: 5920.5

Total Hours MTD: 722.25

Total Hours YTD: 7570.25

Monthly Call Breakdown Report

| Call Type | # per Month |
|---|--------------------|
| Automatic Alarm | 1 |
| Dwelling Fire | |
| Fire, other | 1 |
| Extrication | |
| Hazmat | 1 |
| Lift Assist/EMS Assist/ Medivac Landing | |
| Mutual Aide | |
| Odor Investigation - remove smoke | |
| Structure (Commercial) Fire | |
| Traffic Control Only | |
| Vegetation (Brush) Fire | |
| Vehicle Accident | 4 |
| Vehicle Fire | |
| Wires Down/ Tree on Wires/ Tree Across Road | 1 |
| Special Type of incident | |
| Total Calls per Month | 8 |

Average #firefighters per call: 4.5

Please submit monthly call reports via mail, email or fax:

Coolbaugh Township Municipal Building

Attn: Erin Masker

5520 Municipal Drive

Tobyhanna, PA 18466

Email: emasker@coolbaughtwp.org

Fax: 570-894-8413

Monthly report due by the Wednesday before the meeting.

Fire Company: THORNHURST

Month: SEPTEMBER

Total Monthly Calls: 7

Total Calls YTD: 48

Total dispatched in Coolbaugh MTD: 1

Total dispatched in Coolbaugh YTD: 8

Total Mutual Aid Calls to Other Townships:

Total Man Hours (Calls) Month: 41.5
 Training Hours Month (in house): 25.0
 Total Man Hours Business Month: 116.0
 Total Hours MTD: 182.5

Total Man Hours (Calls) YTD: 245.0
 Training Hours YTD: 428.5
 Total Man Hours Business YTD: 2,733
 Total Hours YTD: 3,406.5

Monthly Call Breakdown Report

| Call Type | # per Month |
|---|----------------------|
| Automatic Alarm | 2 |
| Dwelling Fire | |
| Fire, other | CRACK OUTSIDE |
| Extrication | |
| Hoist | DIVE ASSIST |
| Lift Assist/EMS Assist/ Medivac Landing | |
| Mutual Aide | |
| Odor Investigation - remove smoke | |
| Structure (Commercial) Fire | |
| Traffic Control Only | FP |
| Vegetation (Brush) Fire | CALED WAS CONTROLLED |
| Vehicle Accident | |
| Vehicle Fire | |
| Wires Down/ Tree on Wires/ Tree Across Road | |
| Special Type of Incident | SEARCH |
| Total Calls per Month | |

Average #firefighters per call: 2.2

Please submit monthly call reports via mail, email or fax:
 Coolbaugh Township Municipal Building
 Attn: Erin Masker
 5520 Municipal Drive
 Tobyhanna, PA 18466

Email: emasker@coolbaughtwp.org

Fax: 570-894-8413

Monthly report due by the Wednesday before the meeting.

Fire Company: Tobyhanna Twp. Volunteer Fire Co **Month:** Sept 2019

Total Monthly Calls: 32 Total Calls YTD: 273

Total dispatched in Coolbaugh MTD: 2 Total dispatched in Coolbaugh YTD:


Total mutual aid calls to Other Townships: 4

| | | | |
|---------------------------------|------------|-------------------------------|----------|
| Total Man Hours (Calls) Month: | 123 | Total Man Hours (Calls) YTD: | |
| Training Hours Month: | 86 | Training Hours YTD: | |
| Total Man Hours Business Month: | 54 | Total Man Hours Business YTD: | |
| Total Hours MTD: | <u>263</u> | Total Hours YTD: | <u>0</u> |

Monthly Call Breakdown Report

| CALL TYPE | # per Month |
|---|--------------------|
| Automatic Alarm | 10 |
| Dwelling Fire | 1 |
| Extrication | 0 |
| Fire, Other | 1 |
| Hazmat | 0 |
| Lift Assist/EMS Assist/Medevac Landing | 4 |
| Mutual Aide | 2 |
| Odor Investigation, remove smoke | 2 |
| Structure (Commercial) Fire | 0 |
| Traffic Control Only | 0 |
| Vegetation (Brush) Fire | 1 |
| Vehicle Accident | 6 |
| Vehicle Fire | 0 |
| Wires Down/Tree on Wires/Tree Across Road | 0 |
| Special Type of Incident - CO incident | 0 |
| Other | 5 |
| TOTAL CALLS | 32 |

Average Responders Per Call: 5



**COOLBAUGH TOWNSHIP
MUNICIPAL CENTER**

5520 MUNICIPAL DRIVE, TOBYHANNA, PA. 18466
(570) 894-8490 * FAX (570) 894-8413
WWW.COOLBAUGHTWP.ORG

Wednesday, October 9, 2019

Erin

Codes and Zoning Report 1/1/2019-10/09/2019.


| | |
|-----------------------------|-----|
| Zoning Permit Applications: | 213 |
| Open Property Violations: | 51 |
| Open Alarm Violations: | 177 |
| Open Zoning Violations: | 23 |
| Open Sewage Violations: | 873 |

Sincerely

Tomas Keane

Director of Codes & Zoning
5520 Municipal Dr
Tobyhanna, PA 18466
Phone (570) 894-8763 Ext # 4
Fax (570) 894-8413
tkeane@coolbaughtwp.org

8



**COOLBAUGH TOWNSHIP
MUNICIPAL CENTER**
3520 Municipal Drive, Tobyhanna, PA 18466
(570) 894-8490 • FAX (570) 894-8413

FINANCIAL REPORT - BOARD OF SUPERVISORS

OCTOBER 15, 2019 BOARD MEETING

AS OF SEPTEMBER 30, 2019

Revenue

2019 General Fund Budget = \$7,531,031.18

| <u>ITEM</u> | <u>AMOUNT</u> | <u>% BUDGET LINE</u> |
|--|---------------------|----------------------|
| Real Estate Taxes (Current & Delinquent) | \$ 3,175,350 | 94% |
| Earned Income Tax | 1,265,093 | 87% |
| Real Estate Transfer Tax | 345,391 | 83% |
| LST | 258,518 | 80% |
| Licenses & Permits | 153,001 | 85% |
| Rents | 41,160 | 77% |
| Zoning Fees | 32,840 | 76% |
| Fines & Forfeits | 25,637 | 64% |
| Building Code Fees | 17,812 | 89% |
| All other sources | 320,287 | 34% |
| Total Revenue | \$ 6,017,237 | |

Expense

2019 General Fund Budget = \$7,531,031.18

| <u>ITEM</u> | <u>AMOUNT</u> | <u>% BUDGET LINE</u> |
|---------------------------------------|---------------------|----------------------|
| Pocono Mountain Regional Police Dept. | \$ 1,704,766 | 75% |
| Salaries | 811,879 | 78% |
| Capital Purchases | 565,660 | 47% |
| Employee Benefits | 479,637 | 72% |
| GOB Principal & Interest Payment | 286,311 | 98% |
| Fire | 172,031 | 43% |
| Interfund Transfers | 155,000 | 70% |
| Road Materials | 132,787 | 61% |
| Insurance | 122,581 | 95% |
| Contracted Services | 122,020 | 87% |
| Pocono Mountain EMS | 90,000 | 69% |
| Vehicle Repair & Maintenance | 80,496 | 98% |
| Fuel | 67,194 | 66% |
| Utilities | 57,371 | 70% |
| Engineering | 50,132 | 92% |
| Legal Fees | 49,832 | 71% |
| Control Center | 18,014 | 100% |
| All other sources | 180,022 | 46% |
| Total Expense | \$ 5,145,733 | |

GENERAL FUND

As of 9/30/2019

| Account | Description | BUDGET | ACTIVITY | BALANCE |
|------------------------------|-------------------------------------|---------------------|-----------------------|-------------------|
| 01.301.000 | REAL PROPERTY TAXES | - | - | - |
| 01.301.100 | REAL ESTATE REVENUE TAX | 2,383,272.32 | (2,273,497.62) | 109,774.70 |
| 01.301.110 | REAL ESTATE TX CURRENT YR DEBT | 755,851.86 | (721,024.26) | 34,827.60 |
| 01.301.400 | REAL ESTATE TX DELINQUENT | 250,000.00 | (180,828.33) | 69,171.67 |
| Totals for XX.X01.XXX | | 3,389,124.18 | (3,175,350.21) | 213,773.97 |
| 01.310.000 | ACT 511 TAXES | - | - | - |
| 01.310.100 | REAL ESTATE TRANSFER TAX | 415,000.00 | (345,390.57) | 69,609.43 |
| 01.310.210 | EARNED INCOME TAX CURRENT | 1,450,000.00 | (1,265,093.12) | 184,906.88 |
| 01.310.500 | LST | 325,000.00 | (258,517.82) | 66,482.18 |
| Totals for XX.X10.XXX | | 2,190,000.00 | (1,869,001.51) | 320,998.49 |
| 01.321.000 | LICENSES & PERMITS | - | - | - |
| 01.321.350 | FIRE ALARM REGISTRATION | 1,300.00 | (2,515.00) | (1,215.00) |
| 01.321.800 | CABLE TV FRANCHISE | 160,000.00 | (125,925.67) | 34,074.33 |
| Totals for XX.X21.XXX | | 161,300.00 | (128,440.67) | 32,859.33 |
| 01.331.000 | FINES & FOREFITS | - | - | - |
| 01.331.110 | VEHICLE CODE VIOLATIONS | 25,000.00 | (19,000.44) | 5,999.56 |
| 01.331.120 | VIOLATIONS ORDINANCES & STAT | 15,000.00 | (4,853.91) | 10,146.09 |
| 01.331.121 | VIOLATIONS ALARM ORDINANCE | - | (1,752.36) | (1,752.36) |
| Totals for XX.X31.XXX | | 40,000.00 | (25,606.71) | 14,393.29 |
| 01.340.000 | RENTS | - | - | - |
| 01.340.002 | MONROE COUNTY RENTS | 31,000.00 | (23,060.70) | 7,939.30 |
| 01.340.100 | NON-GOVERNMENTAL RENTS | 21,800.00 | (17,374.69) | 4,425.31 |
| 01.340.200 | PARK PAVILION RENTAL FEE | 800.00 | (725.00) | 75.00 |
| Totals for XX.X40.XXX | | 53,600.00 | (41,160.39) | 12,439.61 |
| 01.341.000 | INTEREST EARNED | 20,000.00 | (25,173.88) | (5,173.88) |
| Totals for XX.X41.XXX | | 20,000.00 | (25,173.88) | (5,173.88) |
| 01.350.000 | INTERGOVERNMENTAL REVENUES | - | - | - |
| 01.350.001 | INTER-MUNICIPAL RECYCLING AGREEMENT | - | (180.00) | (180.00) |
| Totals for XX.X50.XXX | | - | (180.00) | (180.00) |
| 01.354.000 | STATE CAPITAL & OPER. GRANTS | - | - | - |
| 01.354.081 | RECYCLING GRANT | 301,707.00 | - | 301,707.00 |
| 01.354.082 | ACT 101/ SECT 904 | 15,000.00 | (29,676.00) | (14,676.00) |
| 01.354.083 | LSA Grant | 352,000.00 | (352,473.00) | (473.00) |
| 01.354.084 | Reimbursements for Grant Project | 135,320.00 | - | 135,320.00 |
| Totals for XX.X54.XXX | | 804,027.00 | (382,149.00) | 421,878.00 |
| 01.355.000 | STATE SHARED REV/ENTITLEMENTS | - | - | - |
| 01.355.010 | PUBLIC UTILITY TAX | 6,800.00 | - | 6,800.00 |
| 01.355.080 | ALCOHOL BEVERAGE TAX | 2,200.00 | (2,650.00) | (450.00) |
| 01.355.130 | FOREIGN FIRE CASUALTY INS. | 105,000.00 | (112,395.53) | (7,395.53) |
| Totals for XX.X55.XXX | | 114,000.00 | (115,045.53) | (1,045.53) |
| 01.356.000 | STATE PMTS IN LIEU OF TAXES | - | - | - |
| 01.356.020 | GAME COMMISSION | 31,000.00 | (29,032.37) | 1,967.63 |
| Totals for XX.X56.XXX | | 31,000.00 | (29,032.37) | 1,967.63 |

GENERAL FUND

As of 9/30/2019

| Account | Description | BUDGET | ACTIVITY | BALANCE |
|------------------------------|-----------------------------------|---------------------|-----------------------|---------------------|
| 01.358.000 | LOCAL GOVT UNITS SHARED REV/EN | - | - | - |
| 01.358.530 | SHARED REV & ENTITLEMENTS | 65,000.00 | - | 65,000.00 |
| 01.358.532 | NON-UNIFORM PENSION | - | (88,227.32) | (88,227.32) |
| Totals for XX.X58.XXX | | 65,000.00 | (88,227.32) | (23,227.32) |
| 01.361.000 | GENERAL GOVERNMENT | - | - | - |
| 01.361.300 | ZONING FEES | 39,000.00 | (27,440.15) | 11,559.85 |
| 01.361.301 | SUBDIVISION FEES | 1,000.00 | (1,750.00) | (750.00) |
| 01.361.302 | VARIANCE & SPECIAL EXCEPTION | 3,000.00 | (3,650.00) | (650.00) |
| 01.361.535 | ADMIN CHARGE ESCROW | 3,500.00 | - | 3,500.00 |
| 01.361.536 | BUILDING CODES FEES 20% | 20,000.00 | (17,812.07) | 2,187.93 |
| 01.361.537 | SEPTIC PUMPER/HAULER REGISTRATION | 480.00 | (570.00) | (90.00) |
| Totals for XX.X61.XXX | | 66,980.00 | (51,222.22) | 15,757.78 |
| 01.362.000 | PUBLIC SAFETY | - | - | - |
| 01.362.440 | SEWAGE PERMITS | 18,000.00 | (23,240.00) | (5,240.00) |
| 01.362.520 | DRIVEWAY PERMITS | 1,000.00 | (1,350.00) | (350.00) |
| 01.362.530 | ROAD OPENING & OCCUPANCY PERMI | 3,000.00 | (5,250.00) | (2,250.00) |
| Totals for XX.X62.XXX | | 22,000.00 | (29,840.00) | (7,840.00) |
| 01.363.000 | HIGHWAYS & STREETS | - | - | - |
| 01.363.510 | SNOW REMOVAL | 7,000.00 | (349.88) | 6,650.12 |
| Totals for XX.X63.XXX | | 7,000.00 | (349.88) | 6,650.12 |
| 01.380.000 | MISCELLANEOUS | - | (16.72) | (16.72) |
| 01.380.001 | MISCELLANEOUS | - | (1,415.61) | (1,415.61) |
| 01.380.002 | INSURANCE PROCEEDS | - | (41,532.10) | (41,532.10) |
| 01.380.450 | MULCH | - | (105.00) | (105.00) |
| 01.380.451 | RECYCLE | 5,000.00 | (3,838.27) | 1,161.73 |
| 01.380.453 | COMPOST CONTR. LICENSE | 3,000.00 | (2,250.00) | 750.00 |
| Totals for XX.X80.XXX | | 8,000.00 | (49,157.70) | (41,157.70) |
| 01.391.000 | PROCEEDS OF GENERAL ASSET SALE | - | - | - |
| 01.391.100 | SALES GENERAL FIXED ASSETS | - | (7,300.00) | (7,300.00) |
| Totals for XX.X91.XXX | | - | (7,300.00) | (7,300.00) |
| 01.399.000 | GENERAL FUND CARRYOVER | - | - | - |
| 01.399.100 | PROVIDED FROM FUND BALANCE | 559,000.00 | - | 559,000.00 |
| Totals for XX.X99.XXX | | 559,000.00 | - | 559,000.00 |
| Totals for XX.3XX.XXX | | 7,531,031.18 | (6,017,237.39) | 1,513,793.79 |
| 01.400.000 | GENERAL GOV'T | - | - | - |
| 01.400.110 | SALARIES ELECTED OFFICIALS | (20,625.00) | 15,468.75 | (5,156.25) |
| 01.400.200 | HEALTH/DENTAL/VISION INSURANCE | (59,500.00) | 42,499.32 | (17,000.68) |
| 01.400.220 | POSTAGE / METER | (5,000.00) | 5,075.01 | 75.01 |
| 01.400.300 | OTHER SERVICES & CHARGES | (13,350.00) | 12,355.72 | (994.28) |
| 01.400.312 | COMPUTER MAINT / REPAIR | (4,000.00) | 4,079.39 | 79.39 |
| 01.400.320 | TELEPHONE | (11,000.00) | 8,617.85 | (2,382.15) |
| 01.400.325 | WIRELESS COMM | (11,500.00) | 8,676.36 | (2,823.64) |
| 01.400.331 | MILEAGE REIMBURSEMENT | (500.00) | 321.92 | (178.08) |
| 01.400.375 | COPIER LEASE | (5,500.00) | 5,113.47 | (386.53) |
| 01.400.420 | DUES SUBSCRIPTION & MEMBERSHIP | (4,175.00) | 3,659.00 | (516.00) |
| 01.400.450 | CONTRACT SERVICE | (11,000.00) | 8,898.17 | (2,101.83) |
| 01.400.460 | MEETINGS & CONFERENCES | (10,000.00) | 7,038.21 | (2,961.79) |
| 01.400.700 | CAPITAL PURCHASES | (8,000.00) | 3,168.79 | (4,831.21) |
| Totals for XX.X00.XXX | | (164,150.00) | 124,971.96 | (39,178.04) |

GENERAL FUND

As of 9/30/2019

| Account | Description | BUDGET | ACTIVITY | BALANCE |
|---|--------------------------------|---------------------|------------------|--------------------|
| 01.401.000 MANAGER -EXECUTIVE | | | | |
| 01.401.120 | MANAGER SALARY | (73,500.00) | 56,403.98 | (17,096.02) |
| 01.401.140 | ADMIN ASST SALARY | (50,000.00) | 38,076.98 | (11,923.02) |
| 01.401.200 | SUPPLIES | (500.00) | - | (500.00) |
| 01.401.350 | INSURANCE BOND | (750.00) | - | (750.00) |
| 01.401.420 | DUES SUBSCRIPTIONS &MEMBERSHIP | (700.00) | 682.00 | (18.00) |
| 01.401.460 | MEETINGS & CONFERENCES | (1,000.00) | 269.98 | (730.02) |
| Totals for XX.X01.XXX | | (126,450.00) | 95,432.94 | (31,017.06) |
| 01.402.000 FINANCIAL ADMIN | | | | |
| 01.402.110 | AUDITORS | (50.00) | 5.05 | (44.95) |
| 01.402.120 | TREASURER SALARY | (57,963.83) | 46,282.52 | (11,681.31) |
| 01.402.200 | SUPPLIES | (2,000.00) | 248.26 | (1,751.74) |
| 01.402.310 | CPA SERVICES | (15,500.00) | 12,299.00 | (3,201.00) |
| 01.402.350 | INSURANCE BOND | (2,050.00) | - | (2,050.00) |
| 01.402.370 | REPAIRS & MAINT. REPAIRS | (2,040.00) | - | (2,040.00) |
| Totals for XX.X02.XXX | | (79,603.83) | 58,834.83 | (20,769.00) |
| 01.403.000 TAX COLLECTION | | | | |
| 01.403.110 | TAX COLLECTOR SALARY | (25,000.00) | 19,227.60 | (5,772.40) |
| 01.403.131 | COMMISSION LST | (6,000.00) | 4,871.82 | (1,128.18) |
| 01.403.220 | OPER.EXPENSES POSTAGE /PRIN | (8,000.00) | 6,603.65 | (1,396.35) |
| 01.403.316 | R/E TAX REFUNDS | (5,000.00) | 106.83 | (4,893.17) |
| 01.403.317 | R/E TAX REFUNDS-FIRE TAX | - | 72.15 | 72.15 |
| Totals for XX.X03.XXX | | (44,000.00) | 30,882.05 | (13,117.95) |
| 01.404.000 LAW | | | | |
| 01.404.310 | SOLICITOR'S FEE | (36,000.00) | 34,268.38 | (1,731.62) |
| 01.404.314 | SPECIAL LEGAL SERVICES | (25,000.00) | 2,688.65 | (22,311.35) |
| Totals for XX.X04.XXX | | (61,000.00) | 36,957.03 | (24,042.97) |
| 01.405.000 MUNICIPAL OFFICE | | | | |
| 01.405.120 | SALARY OF SECRETARY | (48,006.40) | 35,096.96 | (12,909.44) |
| 01.405.180 | CLERICAL OVERTIME | (2,500.00) | 2,812.91 | 312.91 |
| 01.405.200 | OFFICE SUPPLIES | (2,000.00) | 517.97 | (1,482.03) |
| 01.405.340 | ADVERTISING/PRINTING/BINDING | (3,500.00) | 3,994.36 | 494.36 |
| Totals for XX.X05.XXX | | (56,006.40) | 42,422.20 | (13,584.20) |
| 01.408.000 ENGINEER | | | | |
| 01.408.313 | ENGINEER FEES | (7,000.00) | 5,490.00 | (1,510.00) |
| Totals for XX.X08.XXX | | (7,000.00) | 5,490.00 | (1,510.00) |
| 01.409.000 BUILDING & PLANTS | | | | |
| 01.409.140 | WAGES BLDG. / GROUND MAINT. | (85,000.00) | 82,320.26 | (2,679.74) |
| 01.409.180 | BLDG. / GROUND OVERTIME | (2,000.00) | 6,340.83 | 4,340.83 |
| 01.409.200 | SUPPLIES | (7,500.00) | 8,188.90 | 688.90 |
| 01.409.213 | SMALL TOOLS | (300.00) | 449.92 | 149.92 |
| 01.409.226 | CLEANING SUPPLIES | (500.00) | 523.01 | 23.01 |
| 01.409.238 | CLOTHING & UNIFORMS | (600.00) | 745.08 | 145.08 |
| 01.409.300 | OTHER SERVICES & CHARGES | (2,500.00) | 584.46 | (1,915.54) |
| 01.409.310 | ENGINEERING FEES | (2,500.00) | - | (2,500.00) |
| 01.409.330 | FUEL | (500.00) | 229.95 | (270.05) |
| 01.409.360 | PUBLIC UTILITIES- STREET LIGHT | (13,000.00) | 8,456.32 | (4,543.68) |
| 01.409.361 | PUBLIC UTILITIES - ELECTRIC | (25,000.00) | 16,238.97 | (8,761.03) |
| 01.409.362 | PUBLIC UTILITIES - WATER | (2,000.00) | 1,350.63 | (649.37) |
| 01.409.363 | PUBLIC UTILITIES - SEWER | (4,500.00) | 3,063.96 | (1,436.04) |
| 01.409.367 | PUBLIC UTILITIES - HEAT | (25,000.00) | 19,753.93 | (5,246.07) |
| 01.409.373 | MAINTENANCE & REPAIRS BLDG | (26,000.00) | 13,146.55 | (12,853.45) |
| 01.409.374 | MAINTENANCE & REPAIRS EQUIPMEN | (3,000.00) | 5,076.71 | 2,076.71 |
| 01.409.450 | BOTTLED WATER | (1,000.00) | 611.44 | (388.56) |
| 01.409.451 | CONTRACTED SERVICES GENERATORS | (4,500.00) | 4,467.65 | (32.35) |
| 01.409.453 | CONTRACTED SVCS - TRASH COLLEC | (4,200.00) | 4,180.00 | (20.00) |
| 01.409.454 | CONTRACTED SVCS - ELEVATOR/WE | (5,000.00) | 2,905.72 | (2,094.28) |
| 01.409.455 | CONTRACTED SVCS - TANKS/BOILER | (4,000.00) | 1,952.18 | (2,047.82) |
| 01.409.456 | CONTRACTED SVCS - FIRE EXTING | (1,500.00) | 1,145.70 | (354.30) |

GENERAL FUND

As of 9/30/2019

| Account | Description | BUDGET | ACTIVITY | BALANCE |
|------------------------------|------------------------------------|-----------------------|---------------------|---------------------|
| 01.409.457 | CONTRACTED SVCS - FLOOR MATS | (2,000.00) | 1,815.08 | (184.92) |
| 01.409.600 | CAPITAL CONSTRUCTION | (55,000.00) | 30,034.11 | (24,965.89) |
| 01.409.700 | CAPITAL PURCHASES | (59,400.00) | 21,212.89 | (38,187.11) |
| Totals for XX.X09.XXX | | (336,500.00) | 234,794.25 | (101,705.75) |
| 01.410.000 | POLICE | - | - | - |
| 01.410.350 | RESTRICTED DONATION | (15,000.00) | - | (15,000.00) |
| 01.410.450 | CONTRACTED SVCS - PMRPC | (2,235,145.43) | 1,676,358.99 | (558,786.44) |
| 01.410.600 | POLICE MORTGAGE PRINCIPAL | (35,200.00) | 26,120.44 | (9,079.56) |
| 01.410.601 | POLICE MORTGAGE INTEREST | (2,800.00) | 2,286.35 | (513.65) |
| Totals for XX.X10.XXX | | (2,288,145.43) | 1,704,765.78 | (583,379.65) |
| 01.411.000 | FIRE | - | - | - |
| 01.411.150 | LOSAP - RETIREMENT | (16,000.00) | - | (16,000.00) |
| 01.411.400 | FIRE DEPT FUEL | (10,000.00) | 2,109.14 | (7,890.86) |
| 01.411.450 | CONTRACTED SVCS - FIRE HYDRANT | (17,000.00) | 9,347.57 | (7,652.43) |
| 01.411.451 | COOLBAUGH TWP VOL FIRE CO DONATION | (150,000.00) | 150,000.00 | - |
| 01.411.453 | THORNHURST FIRE & RESCUE DONATION | (20,000.00) | 2,683.00 | (17,317.00) |
| 01.411.454 | GOULDSBORO VOL FIRE CO DONATION | (15,000.00) | - | (15,000.00) |
| 01.411.457 | TOBYHANNA TWP VOL FIRE CO DONATION | (26,000.00) | - | (26,000.00) |
| 01.411.500 | FOREIGN FIRE CASUALTY INS EXPE | (105,000.00) | - | (105,000.00) |
| 01.411.700 | CAPITAL PURCHASES | (55,000.00) | 10,000.00 | (45,000.00) |
| Totals for XX.X11.XXX | | (414,000.00) | 174,139.71 | (239,860.29) |
| 01.412.000 | AMBULANCE / RESCUE | - | - | - |
| 01.412.400 | AMBULANCE FUEL | (25,000.00) | 9,917.81 | (15,082.19) |
| 01.412.500 | CONTRIBUTIONS | (120,000.00) | 90,000.00 | (30,000.00) |
| 01.412.700 | CAPITAL PURCHASES | (10,000.00) | - | (10,000.00) |
| Totals for XX.X12.XXX | | (155,000.00) | 99,917.81 | (55,082.19) |
| 01.413.000 | SEO / BUILDING CODE | - | - | - |
| 01.413.142 | CLERICAL STAFF | (47,476.66) | 36,483.25 | (10,993.41) |
| 01.413.144 | CONTRACTED SEO | (45,000.00) | 42,279.99 | (2,720.01) |
| 01.413.200 | SUPPLIES | (1,500.00) | 216.40 | (1,283.60) |
| Totals for XX.X13.XXX | | (93,976.66) | 78,979.64 | (14,997.02) |
| 01.414.000 | ZONING OFFICE | - | - | - |
| 01.414.120 | SALARY OF ZONING OFFICER | (23,000.00) | 93,057.85 | 70,057.85 |
| 01.414.130 | SALARY CODE ENFORCEMENT OFFICERS | (104,400.00) | - | (104,400.00) |
| 01.414.180 | ZONING OFFICE OVERTIME | - | 85.50 | 85.50 |
| 01.414.200 | SUPPLIES | (1,000.00) | 2,303.57 | 1,303.57 |
| 01.414.300 | OTHER SERVICES & CHARGES | (1,500.00) | 298.49 | (1,201.51) |
| 01.414.310 | ENGINEERING/ARCHITECTURAL FEES | (2,000.00) | 4,124.50 | 2,124.50 |
| 01.414.314 | PROFESSIONAL FEES -SOLICITOR | (1,000.00) | 5,170.00 | 4,170.00 |
| 01.414.331 | TRANSPORTATION - MILEAGE | (1,200.00) | 898.84 | (301.16) |
| 01.414.370 | VEHICLE REPAIRS & MAINTENANCE | (250.00) | - | (250.00) |
| 01.414.460 | TRAINING/CONFERENCES | (5,000.00) | 1,323.00 | (3,677.00) |
| Totals for XX.X14.XXX | | (139,350.00) | 107,261.75 | (32,088.25) |
| 01.415.000 | EMERGENCY MANAGEMENT | - | - | - |
| 01.415.200 | SUPPLIES | (3,000.00) | 72.93 | (2,927.07) |
| 01.415.210 | CRIME WATCH | (1,000.00) | - | (1,000.00) |
| 01.415.250 | APCP EMER. ROAD ACCESS | (1,000.00) | 1,000.00 | - |
| 01.415.321 | RADIO EQUIPMENT | (2,000.00) | - | (2,000.00) |
| 01.415.370 | VEHICLE REPAIR & MAINT | (1,500.00) | 75.03 | (1,424.97) |
| 01.415.450 | CONTRACTED SVCS - CONTROL CTR | (18,014.06) | 18,014.08 | 0.02 |
| Totals for XX.X15.XXX | | (26,514.06) | 19,162.04 | (7,352.02) |
| 01.418.000 | ZONING HEARING BOARD | - | - | - |
| 01.418.120 | SALARIES ZHB MEMBERS | (780.00) | 455.00 | (325.00) |
| 01.418.314 | ZHB SOLICITOR | (3,200.00) | 1,500.00 | (1,700.00) |
| 01.418.316 | SPECIAL SERVICES/STENO | (650.00) | 325.00 | (325.00) |
| 01.418.340 | ADVERTISING & PRINTING | (250.00) | 131.42 | (118.58) |

GENERAL FUND

As of 9/30/2019

| Account | Description | BUDGET | ACTIVITY | BALANCE |
|------------------------------|---------------------------------------|---------------------|-------------------|---------------------|
| Totals for XX.X18.XXX | | (4,880.00) | 2,411.42 | (2,468.58) |
| 01.419.000 | PLANNING COMMISSION | - | - | - |
| 01.419.140 | SALARIES PLANNING COMMISSION | (4,800.00) | 4,000.00 | (800.00) |
| 01.419.313 | ENGINEERING SERVICES | (5,000.00) | 690.00 | (4,310.00) |
| 01.419.314 | PLANNING COMMISSION SOLICITOR | (4,500.00) | 6,205.00 | 1,705.00 |
| 01.419.340 | ADVERTISING & PRINTING | (100.00) | 57.93 | (42.07) |
| Totals for XX.X19.XXX | | (14,400.00) | 10,952.93 | (3,447.07) |
| 01.426.000 | COMPOST FACILITY | - | - | - |
| 01.426.140 | WAGES COMPOST FACILITY | (1,000.00) | - | (1,000.00) |
| 01.426.200 | MATERIAL & SUPPLIES | (5,000.00) | 110.00 | (4,890.00) |
| 01.426.310 | GRANT WRITER FEES | (2,500.00) | - | (2,500.00) |
| 01.426.330 | FUEL | (10,000.00) | - | (10,000.00) |
| 01.426.374 | REPAIR/MAINT | (10,000.00) | 22,081.82 | 12,081.82 |
| 01.426.700 | CAPITAL PURCHASES | (335,229.13) | - | (335,229.13) |
| Totals for XX.X26.XXX | | (363,729.13) | 22,191.82 | (341,537.31) |
| 01.427.000 | SOLID WASTE COLLECTION / DISPO | - | - | - |
| 01.427.140 | RECYCLE WAGES | (4,000.00) | - | (4,000.00) |
| 01.427.200 | SUPPLIES | (1,500.00) | 185.00 | (1,315.00) |
| 01.427.300 | OTHER SERVICES & CHARGES | (2,600.00) | 1,000.00 | (1,600.00) |
| 01.427.450 | CONTRACT SERVICES-TWP CLEAN-UP | (30,000.00) | 20,664.00 | (9,336.00) |
| Totals for XX.X27.XXX | | (38,100.00) | 21,849.00 | (16,251.00) |
| 01.430.000 | DPW-HIGHWAYS ROADS STREETS | - | - | - |
| 01.430.140 | WAGES ROAD CREW | (391,160.11) | 331,027.00 | (60,133.11) |
| 01.430.180 | ROAD CREW OVERTIME | (17,500.00) | 7,896.96 | (9,603.04) |
| 01.430.190 | OTHER PERSONAL-UNIFORM CLEANIN | (6,000.00) | 5,125.44 | (874.56) |
| 01.430.191 | CDL LICENSE REIMBURSEMENT | - | 105.00 | 105.00 |
| 01.430.240 | SUPPLIES | (9,500.00) | 6,161.10 | (3,338.90) |
| 01.430.260 | SMALL TOOLS & MINOR EQUIPMENT | (5,000.00) | 811.14 | (4,188.86) |
| 01.430.300 | OTHER SERVICES & CHARGES | (5,000.00) | 110.00 | (4,890.00) |
| 01.430.310 | ENGINEERING SERVICES | (30,000.00) | 14,714.50 | (15,285.50) |
| 01.430.320 | COMMUNICATIONS RADIOS & TELEPH | (1,300.00) | 1,205.06 | (94.94) |
| 01.430.330 | FUEL | (55,000.00) | 54,307.95 | (692.05) |
| 01.430.500 | DEMOLITION | (10,000.00) | - | (10,000.00) |
| 01.430.700 | CAPITAL PURCHASES | (247,000.00) | 33,850.18 | (213,149.82) |
| Totals for XX.X30.XXX | | (777,460.11) | 455,314.33 | (322,145.78) |
| 01.431.000 | DPW-STREET CLEANING | - | - | - |
| 01.431.240 | PARTS AND SUPPLIES | (4,000.00) | 1,735.98 | (2,264.02) |
| Totals for XX.X31.XXX | | (4,000.00) | 1,735.98 | (2,264.02) |
| 01.432.000 | DPW-SNOW & ICE REMOVAL | - | - | - |
| 01.432.140 | WAGES SNOW & ICE REMOVAL | (50,000.00) | - | (50,000.00) |
| 01.432.180 | SNOW & ICE REMOVAL OVERTIME | (20,000.00) | 29,637.45 | 9,637.45 |
| 01.432.240 | ROAD MATERIALS | (201,000.00) | 117,185.89 | (83,814.11) |
| Totals for XX.X32.XXX | | (271,000.00) | 146,823.34 | (124,176.66) |
| 01.433.000 | DPW-TRAFFIC SIGNS STREET SIGN | - | - | - |
| 01.433.240 | ROAD MATERIALS | (10,000.00) | 7,982.22 | (2,017.78) |
| 01.433.360 | PUBLIC UTILITY-ELECTRIC | (7,000.00) | 5,015.47 | (1,984.53) |
| 01.433.450 | CONTRACTED SERVICES | (10,000.00) | 16,336.91 | 6,336.91 |
| 01.433.700 | CAPITAL PURCHASES | (11,600.00) | 7,507.50 | (4,092.50) |
| Totals for XX.X33.XXX | | (38,600.00) | 36,842.10 | (1,757.90) |
| 01.436.000 | DPW-STORM SEWERS & DRAINS | - | - | - |
| 01.436.240 | ROAD MATERIALS | - | 498.60 | 498.60 |
| 01.436.384 | EQUIPMENT RENTAL | (3,500.00) | - | (3,500.00) |

GENERAL FUND

As of 9/30/2019

| Account | Description | BUDGET | ACTIVITY | BALANCE |
|------------------------------|---|---------------------|-------------------|--------------------|
| 01.436.600 | CAPITAL CONSTRUCTION | (3,000.00) | - | (3,000.00) |
| Totals for XX.X36.XXX | | (6,500.00) | 498.60 | (6,001.40) |
| 01.437.000 | DPW-REPAIR OF TOOLS & MACHINER | - | (96.35) | (96.35) |
| 01.437.100 | INSPECTION STATION | (10,000.00) | 6,465.04 | (3,534.96) |
| 01.437.240 | PARTS & MATERIALS | (72,234.75) | 53,215.63 | (19,019.12) |
| 01.437.240.005 | 2004 FORD EXCURSION EM | - | 35.00 | 35.00 |
| 01.437.240.007 | 2006 PETERBILT 335 | - | 428.33 | 428.33 |
| 01.437.240.008 | 2006 GMC SIERRA | - | 63.07 | 63.07 |
| 01.437.240.009 | 2007 PETERBILT 340 | - | 1,878.05 | 1,878.05 |
| 01.437.240.011 | 2008 INTL TANDEM | - | 1,563.62 | 1,563.62 |
| 01.437.240.012 | 2010 INTL 7400 | - | 1,022.51 | 1,022.51 |
| 01.437.240.013 | 2011 INTL PLOW/SPREADER | - | 2,397.70 | 2,397.70 |
| 01.437.240.014 | 2011 FORD ESCAPE | - | 42.49 | 42.49 |
| 01.437.240.015 | 2012 INTL 7400 SFA | - | 1,854.45 | 1,854.45 |
| 01.437.240.016 | 2011 FORD F550 | - | 819.36 | 819.36 |
| 01.437.240.019 | 2014 FORD 250 | - | 1,509.47 | 1,509.47 |
| 01.437.240.020 | 2014 FORD 350 | - | 2,099.73 | 2,099.73 |
| 01.437.240.022 | 2015 FORD F250 | - | 30.09 | 30.09 |
| 01.437.240.023 | 2015 FORD F550 | - | 3,539.01 | 3,539.01 |
| 01.437.240.024 | 2016 INT'L DUMP TRUCK | - | 515.21 | 515.21 |
| 01.437.240.025 | 2017 VOLVO | - | 710.52 | 710.52 |
| 01.437.240.068 | 2017 FORD F350 | - | 193.61 | 193.61 |
| 01.437.240.069 | 2018 FORD ESCAPE | - | 108.03 | 108.03 |
| 01.437.240.070 | 2019 VOLVO | - | 1,031.64 | 1,031.64 |
| 01.437.240.073 | 2019 F350 SIGN TRUCK | - | 947.34 | 947.34 |
| 01.437.370.021 | INTERNATIONAL 7400 LEAF TRUCK-- 2010 | - | 122.68 | 122.68 |
| Totals for XX.X37.XXX | | (82,234.75) | 80,496.23 | (1,738.52) |
| 01.438.000 | DPW-HIGHWAY REPAIR & MAINT | - | - | - |
| 01.438.240 | ROAD MATERIALS | (5,000.00) | 7,120.77 | 2,120.77 |
| Totals for XX.X38.XXX | | (5,000.00) | 7,120.77 | 2,120.77 |
| 01.439.000 | DPW-HIGHWAY CONSTR & REBUILDIN | - | - | - |
| 01.439.310 | ENGINEERING FEES | (8,000.00) | 24,063.09 | 16,063.09 |
| 01.439.600 | CAPITAL CONSTRUCTION | (410,000.00) | 464,139.28 | 54,139.28 |
| Totals for XX.X39.XXX | | (418,000.00) | 488,202.37 | 70,202.37 |
| 01.453.000 | SPECTATOR RECREATION | - | - | - |
| 01.453.502 | CONTRIBUTION NRHS | (5,000.00) | - | (5,000.00) |
| 01.453.503 | CONTRIBUTION HISTORICAL ASSOC | (5,000.00) | - | (5,000.00) |
| 01.453.504 | ALARM MONITORING-HIST. ASSOC. | (240.00) | 240.00 | - |
| Totals for XX.X53.XXX | | (10,240.00) | 240.00 | (10,000.00) |
| 01.454.000 | PARKS | - | - | - |
| 01.454.140 | WAGES PARKS | (5,000.00) | - | (5,000.00) |
| 01.454.142 | SEASONAL WAGES PARKS | (10,150.00) | 7,200.00 | (2,950.00) |
| 01.454.200 | MATERIALS & SUPPLIES | (9,000.00) | 4,180.85 | (4,819.15) |
| 01.454.250 | SUPPLIES FOR EVENTS | (2,100.00) | - | (2,100.00) |
| 01.454.310 | ENGINEERING FEES | - | 1,050.00 | 1,050.00 |
| 01.454.330 | FUEL | (1,400.00) | 629.06 | (770.94) |
| 01.454.361 | UTILITIES-ELECTRIC | (5,000.00) | 3,491.45 | (1,508.55) |
| 01.454.374 | REPAIRS & MAINT. OF EQUIPT. | (2,500.00) | 15,084.57 | 12,584.57 |
| 01.454.450 | CONTRACTED SERVICES | (7,500.00) | 5,075.26 | (2,424.74) |
| 01.454.750 | PARK DEVELOPMENT | (69,500.00) | 3,087.60 | (66,412.40) |
| Totals for XX.X54.XXX | | (112,150.00) | 39,798.79 | (72,351.21) |
| 01.457.000 | CIVIL & MILITARY CELEBRATIONS | - | - | - |
| 01.457.500 | VETERANS DONATION | (7,500.00) | 2,500.00 | (5,000.00) |
| 01.457.600 | VETERANS MONUMENT CAPITAL PURCHASE | (3,000.00) | 2,660.00 | (340.00) |
| Totals for XX.X57.XXX | | (10,500.00) | 5,160.00 | (5,340.00) |
| 01.458.000 | CONTRIBUTIONS | - | - | - |

GENERAL FUND

As of 9/30/2019

| Account | Description | BUDGET | ACTIVITY | BALANCE |
|----------------------------------|-------------------------------------|-----------------------|---------------------|-----------------------|
| 01.458.500 | SENIOR CENTER | (1,200.00) | - | (1,200.00) |
| 01.458.555 | DONATIONS - OTHER | (750.00) | 750.00 | - |
| 01.458.600 | EAC CONTRIBUTION | (11,000.00) | 1,672.20 | (9,327.80) |
| Totals for XX.X58.XXX | | (12,950.00) | 2,422.20 | (10,527.80) |
| 01.461.000 | COMMUNITY DEVELOPMENT | - | - | - |
| 01.461.543 | TOBYHANNA CONSERVATION CLUB | (3,500.00) | - | (3,500.00) |
| 01.461.560 | DEER REMOVAL | (2,000.00) | - | (2,000.00) |
| Totals for XX.X61.XXX | | (5,500.00) | - | (5,500.00) |
| 01.471.000 | PRICIPAL PAYMENTS | - | - | - |
| 01.471.101 | GO BOND PRINCIPAL - 2013 | (260,000.00) | 260,000.00 | - |
| 01.471.102 | G.O. NOTE INTEREST - 2013 | (1,950.00) | 1,950.00 | - |
| 01.471.201 | GO BOND PRINCIPAL 2016 | (17,000.00) | 17,000.00 | - |
| 01.471.202 | GO BOND INTEREST 2016 | (14,425.00) | 7,360.73 | (7,064.27) |
| Totals for XX.X71.XXX | | (293,375.00) | 286,310.73 | (7,064.27) |
| 01.480.000 | ADP P/R EXPENSE | (4,500.00) | 3,601.32 | (898.68) |
| 01.480.001 | MISCELLANEOUS | - | 0.07 | 0.07 |
| 01.480.004 | BANK CHARGES | (500.00) | - | (500.00) |
| 01.480.216 | PENSION ADMINISTRATION EXPENSE | (2,500.00) | 1,187.50 | (1,312.50) |
| Totals for XX.X80.XXX | | (7,500.00) | 4,788.89 | (2,711.11) |
| 01.481.000 | INTERGOVT EXPENSES | - | - | - |
| 01.481.500 | STATE PORTION - POLICE PENSION | (105,000.00) | - | (105,000.00) |
| 01.481.510 | STATE PORTION - NON-UNIFORM PENSION | (3,500.00) | - | (3,500.00) |
| Totals for XX.X81.XXX | | (108,500.00) | - | (108,500.00) |
| 01.486.000 | INSURANCE | - | - | - |
| 01.486.352 | LIABILITY PREMIUM (CASUALTY) | (54,000.00) | 57,567.00 | 3,567.00 |
| 01.486.354 | WORKMEN'S COMPENSATION | (75,000.00) | 65,014.00 | (9,986.00) |
| Totals for XX.X86.XXX | | (129,000.00) | 122,581.00 | (6,419.00) |
| 01.487.000 | EMPLOYEE BENEFITS | - | - | - |
| 01.487.153 | DISABILITY INSURANCE LONG TERM | (4,200.00) | 5,016.44 | 816.44 |
| 01.487.156 | HEALTH/EYE/DENTAL INSURANCE | (404,691.04) | 287,076.35 | (117,614.69) |
| 01.487.157 | REIMBURSEMENT HEALTH INS | (7,000.00) | 4,612.39 | (2,387.61) |
| 01.487.158 | LIFE INSURANCE | (6,500.00) | 4,379.63 | (2,120.37) |
| 01.487.160 | PENSION-NON-UNIFORM | (96,003.41) | 67,502.44 | (28,500.97) |
| 01.487.161 | SOCIAL SECURITY | (79,821.36) | 61,524.08 | (18,297.28) |
| 01.487.162 | UNEMPLOYMENT COMPENSATION | (7,000.00) | 7,026.65 | 26.65 |
| Totals for XX.X87.XXX | | (605,215.81) | 437,137.98 | (168,077.83) |
| 01.492.000 | INTERFUND TRANSFERS | - | - | - |
| 01.492.001 | TRANSFER TO SEWER ACCT. | (220,500.00) | 155,000.00 | (65,500.00) |
| Totals for XX.X92.XXX | | (220,500.00) | 155,000.00 | (65,500.00) |
| 01.499.100 | MISCELLANEOUS | - | 3,842.08 | 3,842.08 |
| Totals for XX.X99.XXX.XXX | | - | 3,842.08 | 3,842.08 |
| Totals for XX.4XX.XXX.XXX | | (7,531,031.18) | 5,145,732.55 | (2,385,298.63) |
| GRAND TOTAL | | - | (871,504.84) | (871,504.84) |

GENERAL FUND

As of 9/30/2019

| Account | Description | BUDGET | ACTIVITY | BALANCE |
|---------|-------------|--------|----------|---------|
| ===== | ===== | ===== | ===== | ===== |

196 & A Pocono Country Place Turning Lane Project
 September 30, 2019

| VENDOR | WORK DESCRIPTION | PROJECT COST TO DATE |
|--|------------------------------------|-------------------------|
| GILMORE & ASSOCIATES | ENGINEERING | 396,141.17 |
| HANOVER | ENGINEERING - OVERSEE CONSTRUCTION | 35,181.23 |
| NORTHEAST SITE | CONSTRUCTION | 884,749.48 |
| PENNDOT | HOP PERMIT INSPECTION COSTS | 31,418.14 |
| GRIM, BIEHN & THATCHER (PATRICK ARMSTRONG) | LEGAL | 4,272.00 |
| JERRY F. HANNA | LEGAL | 8,324.75 |
| RUSS KRESGE | TOWNSHIP ENGINEER | 7,055.30 |
| MICHAEL J. MCKEOWN, INC | SURVEY | 900.00 |
| PPL ELECTRIC UTILITIES CORP | UTILITIES | 1,872.00 |
| PEOPLE SECURITY BANK AND TRUST | LETTER OF CREDIT ANNUAL FEES | 6,711.50 |
| JOSEPH R. RYDZEOSI, ESQ | LAND ACQUISITION | 50,000.00 |
| | | <u>\$ 1,426,625.57</u> |

LSA GRANT - \$ 576,699
 APCP - \$ 135,320
 TOTAL - \$712,019

9

**COOLBAUGH TOWNSHIP
CASH DISBURSEMENTS REPORT
OCTOBER 15, 2019**

| DATE | CK # | DESCRIPTION | AMOUNT |
|-------------|-------------|---|----------------------|
| 10/8/2019 | | Payroll Transfer | 45,000.00 |
| 10/1/2019 | 5859 | Chemung Supply Corp.(Road Pipe COG) | 2,186.75 |
| 10/1/2019 | 5860 | Maureen Mills (Mileage) | 129.78 |
| 10/1/2019 | 5861 | Mets Mart - (Gasoline) | 648.91 |
| 10/1/2019 | 5862 | Psats - (Workshop) | 75.00 |
| 10/1/2019 | 5863 | Sherwin Williams (Paint for Fuel Tanks) | 395.35 |
| 10/15/2019 | | General Fund | 60,037.46 |
| | | Total General Fund Disbursements | \$ 108,473.25 |
| 10/15/2019 | | Sewer Fund Disbursements | 16,770.35 |
| | | TOTAL DISBURSEMENTS | \$ 125,243.60 |

CASH TRIAL BALANCE AS OF OCTOBER 15,2019

| | |
|-----------------------------------|------------------------|
| General Fund Checking | 587,553.38 |
| General Fund Plgit | 2,003,270.71 |
| Fire Tax/Coolbaugh Twp VFD | 305,214.25 |
| Fire Tax/Gouldsboro VFD | 45,610.92 |
| Fire Tax/Thornhurst VFD | 14,268.56 |
| Fire Tax/Tobyhanna Twp. VFD | 44,279.16 |
| Payroll Checking | 2,770.54 |
| Rainy Day Fund Savings | 941,134.16 |
| Total General Fund | <u>3,944,101.68</u> |
| Sewer Fund Checking | 2,843.87 |
| Sewer PennVest Checking | 90.31 |
| Total Sewer Fund | <u>2,934.18</u> |
| Capital Projects Fund Checking | <u>14,386.80</u> |
| Emerg. Services Fund Money Market | 199,085.62 |
| Emerg. Services Fund Checking | 20,664.05 |
| Total Emergency Services Fund | <u>219,749.67</u> |
| Liquid Fuels Fund Checking | <u>835.07</u> |
| Escrow Fund Checking | 179,339.63 |
| Escrow Fund Clarius Checking | 437,986.23 |
| Total Escrow Fund | <u>617,325.86</u> |
| TOTAL ALL FUNDS | \$ 4,799,333.26 |

List of Bills - (01101000) GENERAL FUND CHECKING GENERAL FUND

| Check# | Vendor | Description | Payment | Check Total |
|--------|---|---|-----------|-------------|
| 5864 | 490 - ALARM INSTALLERS CORP | PO 17397 HISTORICAL SOCIETY- ANNUAL FEE | 252.00 | 252.00 |
| 5865 | 1211 - ALLENTOWN MACK SALES & SERVICE INC | PO 17399 SWITCH -KIT 2019 VOLVO TRUCK | 37.05 | 37.05 |
| 5866 | 901 - ALTEC INDUSTRIES, INC | PO 17381 ANNUAL INSPECTION- BUCKET TRUCK & P | 1,815.62 | 1,815.62 |
| 5867 | 1258 - AM TRUST NORTH AMERICA | PO 17389 WORKER COMP | 6,143.00 | 6,143.00 |
| 5868 | 492 - C.S. DAVIDSON, INC. | PO 17366 ANNUAL SUPPORT & MAINTENANCE PERMI | 1,850.00 | 1,850.00 |
| 5869 | 1240 - CINTAS CORPORATION | PO 17339 UNIFORMS/SHOP TOWELS | 87.83 | |
| | | PO 17362 SCRAPER /MAT | 15.36 | |
| | | PO 17382 UNIFORMS/MAT | 15.36 | |
| | | PO 17383 UNIFORMS | 87.83 | 206.38 |
| 5870 | 190 - COOLBAUGH SEWER FUND | PO 17362 OCT SEWER -MUNICIPAL CENTER | 374.82 | 374.82 |
| 5871 | 8 - D.G. NICHOLAS CO. | PO 17336 FILTERS FORD PICK-UP- CREDIT FOR CA | 90.88 | |
| | | PO 17340 2014 350 FORD TRUCK NEEDED FOR INSP | 217.99 | |
| | | PO 17347 ANTENNA MAST BLACK | 14.29 | |
| | | PO 17360 CREDIT AS PER STATEMENT 09/25/2019 | -80.43 | |
| | | PO 17376 BEARING/TRACTOR LAMP | 50.09 | |
| | | PO 17393 SHOP SUPPLIES - DPW | 11.29 | |
| | | PO 17394 544X LOADER BATTERY | 251.42 | 555.52 |
| 5872 | 52 - DALEVILLE ACE HARDWARE | PO 17377 ANTI-FREEZE- PARK RESTROOMS | 126.00 | |
| | | PO 17380 OUTSIDE RECEIPT. MAIN BLDG. OUTLET | 77.94 | 203.94 |
| 5873 | 919 - FIDELITY SECURITY LIFE INSURANCE/EY | PO 17391 OCT 2019 LIFE INSURANCE/DISABILITY | 271.64 | 271.64 |
| 5874 | 1327 - FRASER ADVANCED INFO.SYSTEMS | PO 17355 3 LEXMARKS PRINTERS - LEASE | 185.82 | 185.82 |
| 5875 | 926 - GENERAL SUPPLY | PO 17373 PADLOCK FOR TOWNSHIP GATES (STOCK) | 73.20 | 73.20 |
| 5876 | 48 - H. CLARK CONNOR | PO 17358 PLANNING COMMISSION | 540.00 | |
| | | PO 17386 ZONING HEARING BOARD | 675.00 | 1,215.00 |
| 5877 | 54 - H.A. BERKHEIMER, INC. | PO 17359 LST COMMISSION SEPT | 33.53 | 33.53 |
| 5878 | 535 - HANOVER ENGINEERING ASSOC., INC. | PO 17348 SEO - CONTRACTED | 9,279.59 | 9,279.59 |
| 5879 | 1030 - KYLE M. KNECHT | PO 17343 INSURANCE REIMBURSEMENT | 350.00 | 350.00 |
| 5880 | 63 - LOCUST RIDGE CONTRACTORS | PO 17379 BLACKTOP OVER NEW PIPE CHELSEA CIRC | 434.91 | 434.91 |
| 5881 | 1361 - LOCUST RIDGE QUARRY | PO 17385 BLACK TOP FIRE HOUSE #1 | 13,760.21 | 13,760.21 |
| 5882 | 302 - MONROE COUNTY TREASURERS OFFICE | PO 17352 SUPPLIES TAX INVOICES | 6.08 | 6.08 |
| 5883 | 74 - NAPA AUTO PARTS OF DALEVILLE | PO 17344 DIP BRUSH HEAD/ FILLER | 24.18 | 24.18 |
| 5884 | 76 - NIVERT METAL SUPPLY, INC. | PO 17365 HEMLOCK DR DRAIN BOX LIDS | 264.50 | 264.50 |
| 5885 | 81 - P P & L | PO 17354 84771-32002 507 SIGNAL LIGHTS | 30.41 | |
| | | PO 17367 88094-98000 940 SUMMIT ST | 39.63 | |
| | | PO 17387 STREET LIGHT | 1,098.75 | |
| | | PO 17395 98496-55008 7 KINGSWAY & 196 | 52.58 | 1,221.37 |
| 5886 | 219 - PA DEPT. OF LABOR & INDUSTRY - | PO 17396 BOILER INSPECTIONS/CERTIFICATES- BL | 438.45 | 438.45 |
| 5887 | 93 - PANKO REPORTING | PO 17353 ZONING HEARING BOARD 09/25 | 165.00 | 165.00 |
| 5888 | 1021 - PAPCO | PO 17361 2% BIO 98% CLEAR L;SD BLEND | 2,972.89 | 2,972.89 |
| 5889 | 86 - PENNSYLVANIA AMERICAN WATER CO | PO 17378 FIRE HYDRANTS | 1,348.71 | 1,348.71 |
| 5890 | 87 - PENNSYLVANIA ONE CALL SYSTEM, INC. | PO 17390 CBT/FAX | 142.92 | 142.92 |
| 5891 | 89 - PETTY CASH | PO 17384 ADMIN/ MAINT/ DPW SUPPLIES 06/28-THR | 183.75 | 183.75 |
| 5892 | 430 - POCONO ACE HARDWARE | PO 17337 BLUES FOR FLOODLIGHT TRIPOD- BEAST | 10.78 | |
| | | PO 17345 FILLER BORDO- FOR COURT | 23.01 | |
| | | PO 17346 HILLMAN FASTENERS | 3.70 | |
| | | PO 17350 SUPPLIES | 8.26 | |
| | | PO 17374 HILLMAN FASTENERS 2015 FORD | 11.12 | 56.87 |
| 5893 | 95 - POCONO RECORD | PO 17392 LOGS PICK-UP/ZONING HEARING BOARD - | 220.21 | 220.21 |
| 5894 | 104 - S & H SUPPLY CO., INC. | PO 17400 DRILL BITS THAT BROKE -TOOLS FOR SH | 350.54 | 350.54 |
| 5895 | 111 - SHERWIN WILLIAMS | PO 17356 LINE PAINT FOR FIREHOUSE | 62.50 | |
| | | PO 17357 PAINT FOR COURT PORCH | 27.06 | |
| 5896 | 801 - STIFF OIL CO. | PO 17371 HEATING OIL -DPW | 2,278.64 | 2,278.64 |
| 5897 | 120 - SUNDANCE NETWORKS INC. | PO 17338 CONNECT TO SERVER/FIREWALL REPLACEM | 1,068.00 | 1,068.00 |
| 5898 | 1215 - SUPER HEAT, INC. | PO 17388 NEW STEAM HEADER- BOILER REPAIR | 9,800.00 | 9,800.00 |
| 5899 | 31 - THYSSENKRUPP ELEVATOR CORP. | PO 17349 10/01-10/31/2019 MAINTENANCE ELEVAT | 296.88 | 296.88 |
| 5900 | 756 - UGI Utilities | PO 17363 411002865458 - GARAGE | 55.20 | 55.20 |
| 5901 | 929 - UNITED CONCORDIA LIFE & HE | PO 17398 NOVEMBER/DENTAL | 1,846.48 | 1,846.48 |
| 5902 | 122 - WEST END PRINTING | PO 17351 WINDOW ENVELOPES | 165.00 | 165.00 |
| TOTAL | | | | 60,037.46 |

Summary By Account

| ACCOUNT | DESCRIPTION | CURRENT YR | APPROP. YEAR | NON-BUDGETARY | CREDIT |
|------------|-----------------------|------------|--------------|---------------|-----------|
| 01.101.000 | GENERAL FUND CHECKING | | | 0.00 | 60,037.46 |
| 01.400.000 | GENERAL GOV'T | 3,373.88 | | | |

Summary By Account

| ACCOUNT | DESCRIPTION | CURRENT YR | APPROP. YEAR | NON-BUDGETARY | CREDIT |
|-------------------|--------------------------------|------------------|--------------|---------------|------------------|
| 01.403.000 | TAX COLLECTION | 39.61 | | | |
| 01.405.000 | MUNICIPAL OFFICE | 100.55 | | | |
| 01.409.000 | BUILDING & PLANTS | 12,663.49 | | | |
| 01.411.000 | FIRE | 1,348.71 | | | |
| 01.413.000 | SEC / BUILDING CODE | 9,279.59 | | | |
| 01.414.000 | ZONING OFFICE | 165.00 | | | |
| 01.418.000 | ZONING HEARING BOARD | 959.66 | | | |
| 01.419.000 | PLANNING COMMISSION | 540.00 | | | |
| 01.430.000 | DPW-HIGHWAYS ROADS STREETS | 5,557.19 | | | |
| 01.433.000 | DPW-TRAFFIC SIGNS STREET SIGN | 122.62 | | | |
| 01.436.000 | DPW-STORM SEWERS & DRAINS | 264.50 | | | |
| 01.437.000 | DPW-REPAIR OF TOOLS & MACHINER | 2,708.48 | | | |
| 01.438.000 | DPW-HIGHWAY REPAIR & MAINT | 434.91 | | | |
| 01.453.000 | SPECTATOR RECREATION | 252.00 | | | |
| 01.454.000 | PARKS | 126.00 | | | |
| 01.486.000 | INSURANCE | 6,143.00 | | | |
| 01.487.000 | EMPLOYEE BENEFITS | 2,198.06 | | | |
| 01.499.100 | MISCELLANEOUS | 13,760.21 | | | |
| TOTALS FOR | GENERAL FUND | 60,037.46 | 0.00 | 0.00 | 60,037.46 |

Total to be paid from Fund 01 GENERAL FUND

60,037.46
 =====
 60,037.46

List of Bills - (08101000) CHECKING SEWER FUND

| Check# | Vendor | Description | Payment | Check Total |
|--------|--|--|----------|-------------|
| 2273 | 746 - BIROS SEPTIC & DRAIN CLEANING INC | PO 17369 PUMPING FROM BIO REACTOR 09/16/2019 | 9,605.00 | 9,605.00 |
| 2274 | 771 - COMMONWEALTH OF PA | PO 17364 P24001544-429 NOVEMBER PENNWORKS LO | 965.35 | 965.35 |
| 2275 | 1251 - ENVIRONMENTAL SERV. CORP. | PO 17370 BLOCKED LINE FILTERS & RESET CONTRO | 225.00 | 225.00 |
| 2276 | 1294 - GOTTA GO SEPTIC'S | PO 17342 09/26/2019 PUMPED | 400.00 | |
| | | PC 17372 PUMPED 10/03/2019 | 400.00 | 800.00 |
| 2277 | 520 - K.L. FULFORD ASSOCIATES, INC | PO 17375 OCTOBER 2019 WWTP | 4,800.00 | 4,800.00 |
| 2278 | 764 - VINCENT PIACENTE ELECTRICAL CONTR. | PO 17341 MOTOR ON NEW GEARBOX ABOVE THE MIXE | 375.00 | 375.00 |
| TOTAL | | | | 16,770.35 |

Summary By Account

| ACCOUNT | DESCRIPTION | CURRENT YR | APPROP. YEAR | NON-BUDGETARY | CREDIT |
|------------|---------------------------------|------------|--------------|---------------|-----------|
| 08.101.000 | CHECKING | | | 0.00 | 16,770.35 |
| 08.269.500 | PENNWORKS 2008 GCB | | | 813.28 | |
| 08.429.125 | CONTRACT SERVICE PLANT | 4,800.00 | | | |
| 08.429.374 | MAINT/REPAIR EQUIPMENT | 600.00 | | | |
| 08.429.452 | SLUDGE HAULING | 10,405.00 | | | |
| 08.472.106 | PENNWORKS INTEREST LN #99900048 | 152.07 | | | |
| TOTALS FOR | SEWER FUND | 15,957.07 | 0.00 | 813.28 | 16,770.35 |

Total to be paid from Fund 08 SEWER FUND

16,770.35

=====

16,770.35