

**COOLBAUGH TOWNSHIP
MUNICIPAL CENTER**

5520 MUNICIPAL DRIVE, TOBYHANNA, PA. 18466
(570) 894-8490 * FAX (570) 894-8413
WWW.COOLBAUGHTWP.ORG

**COOLBAUGH TOWNSHIP BOARD OF SUPERVISORS
Work Session Agenda
November 20, 2018, 6:00 PM**

1. Zoning Map Amendment for the Property Located on SR 611- Property Owner H. John Davis


2. Review Ordinance on Changing the Membership of the Parks and Recreation Commission from Seven Members to Five Members

3. Review Ordinance on Changing the Stipends Issued for the Planning Commission

4. Discussion on Rental of the Basement Space

5. Other Business

6. Public Input



**COOLBAUGH TOWNSHIP
MUNICIPAL CENTER**

5520 MUNICIPAL DRIVE, TOBYHANNA, PA. 18466
(570) 894-8490 * FAX (570) 894-8413
WWW.COOLBAUGHTWP.ORG

**COOLBAUGH TOWNSHIP BOARD OF SUPERVISORS
REGULAR MEETING AGENDA
November 20, 2018, 7:00 PM**

Roll Call

BOARD OF SUPERVISORS

____ B. Weimer ____ T. Lamantia ____ A. Ruiz-Smith ____ C. Colgan ____ L. Kelly
____ Solicitor Grim __ E. Masker

Public input will be considered at the beginning of the meeting for non-agenda items. The public will be given an opportunity to speak on each agenda item. This meeting is being recorded to aid in the preparation of the minutes.


1. Public Input

2. Approval of minutes :
 - November 5, 2018 Regular Meeting Minutes

3. Monthly reports
 - Pocono Mountain Regional Police Department
 - Pocono Mountain Regional EMS
 - Coolbaugh Township VFD
 - Gouldsboro VFD
 - Thornhurst Fire & Rescue Ambulance
 - Tobyhanna Township VFD
 - Pocono Mountain Public Library

4. WWTP Sampler Replacement

5. Window Replacement for the District Court



**COOLBAUGH TOWNSHIP
MUNICIPAL CENTER**

5520 MUNICIPAL DRIVE, TOBYHANNA, PA. 18466
(570) 894-8490 * FAX (570) 894-8413
WWW.COOLBAUGHTWP.ORG

6. **Municipal Building Fire Alarm System Proposal**

7. **Minor Subdivision joining lots 6 & 7, Block 2102, Section 21, Arrowhead North, Property Owner(s)-Frederick E. & Elizabeth L. Hubler**

8. **Minor Subdivision joining lots 1910 & 1911, Section J-II, Locust Lake Village, Property Owner(s)-Thomas & Donnamarie Murphy**

9. **Request for Waiver of Time Extension Request for the Minor Subdivision Plan for Frank and Anna Ezzo until January 30, 2019**


10. **Request for Waiver of Time Extension Request for the Minor Subdivision Plan for Linda Silva until January 30, 2019**

11. **Request for Waiver of Time Extension Request for the Minor Subdivision Plan for Daniel Stapleton until January 30, 2019**

12. **Resolution #10-2018: Application for Traffic Signal Approval: Timing Change of the Traffic Light located at Commerce Street/Summit Avenue**

13. **Authorization to Purchase Trail Cams**

14. **Municipal Center Security Cameras**



**COOLBAUGH TOWNSHIP
MUNICIPAL CENTER**

5520 MUNICIPAL DRIVE, TOBYHANNA, PA. 18466
(570) 894-8490 * FAX (570) 894-8413
WWW.COOLBAUGHTWP.ORG

15. Authorization to Advertise Public Inspection of the 2019 Proposed Budget to be published on November 28, 2018

16. Food Express Convenience/ Dunkin Donuts Land Development Plan Request for Waiver of Time Extension until June 10, 2019

17. Basement Rental Space

18. Controller Report

19. Current obligations

• General Fund	\$	101,326.29
• Liquid Fuel Fund	\$	39,723.20
• Sewer Fund	\$	<u>20,228.75</u>
Total Disbursements	\$	161,278.24

20. Solicitor's Comments/Updates

21. Other business

22. Adjournment

3

MONTHLY ACTIVITY REPORT
POCONO MOUNTAIN REGIONAL EMS
October , 2018

TOTAL RESPONSE VOLUME

MUNICIPALITY	CURENT YEAR		LAST YEAR		PERCENTAGE CHANGE	
	MONTH	YR TO DATE	MONTH	YR TO DATE	MONTH	YR TO DATE
BARRETT TWP	32	414	51	433	-37%	-4%
COOLBAUGH TWP	248	2468	239	2288	3.8%	7.9%
MT POCONO BORO	58	540	52	493	11.5%	9.5%
PARADISE TWP	50	421	61	428	-18.0%	-1.6%
PRICE TWP	8	88	3	53	166.7%	66.0%
TOBYHANNA TWP	116	1409	113	1094	2.7%	28.8%
TUNKHANNOCK TWP	24	267	18	242	33.3%	10.3%
TOTALS - INSIDE SERVICE AREA	536	5607	537	5031	-0.2%	11.4%
Outside Primary SVC Area						
CHESTNUT HILL TWP/ELDRIDGE	1	4	0	0	0.0%	0.0%
EAST STROUDSBURG	0	3	0	5	0.0%	-40.0%
HAMILTON	0	0	0	1	0.0%	-100.0%
POCONO TWP	19	163	8	120	137.5%	35.8%
LEMAN	1	2	1	1	0.0%	0.0%
JACKSON TWP	1	11	3	10	-66.7%	10.0%
PIKE COUNTY	1	34	4	15	-75.0%	126.7%
POLK TWP	0	0	0	0	0.0%	0.0%
MIDDLE SMITHFIELD TWP.	0	2	1	3	0.0%	-33.3%
STROUDSBURG BORO/DEL/GAP	2	5	1	6	100.0%	-16.7%
ROSS TWP.	0	0	0	0	0.0%	0.0%
OUTSIDE MONROE CO	2	18	3	13	-33.3%	38.5%
TOTAL OUTSIDE PRIMARY AREA	27	242	21	174	28.6%	39.1%
GRAND TOTAL	563	5849	558	5205	0.9%	12.4%

TRANSPORTS 1 FOR WESTEND 4

FOR BUSHKILL 1
RESPONSES BY OUTCOME

OUTCOME	CURENT YEAR		LAST YEAR		PERCENTAGE CHANGE	
	MONTH	YR TO DATE	MONTH	YR TO DATE	MONTH	YR TO DATE
PT TRANSPORTED	389	3,620	346	3,477	12%	4%
CARE TRANSFERRED /FLYS	9	94	14	193	-36%	-51%
ALS INTERCEPT	2	39	2	54	0%	-28%
BLS ASSIST IN ALS TRANSPORT	12	155	0	47	0%	230%
CANCELED IN ROUTE	32	470	41	387	-22%	21%
DECEASED ON ARRIVAL	3	55	4	56	-25%	-2%
FALSE CALL	9	65	9	49	0%	33%
NO PT FOUND	5	43	12	54	-58%	-20%
FIRE CALLS	6	92	19	122	-68%	-25%
POLICE STAND-BYS	2	36	10	79	-80%	-54%
LIFT ASSIST	15	153	22	244	-32%	-37%
NO TREATMENT REQUIRED	15	134	0	36	0%	272%
OTHER	20	62	0	23	0%	170%
PUBLIC ASSIST	3	33	0	13	0%	154%
REFUSAL /TRANSPORT	5	155	27	444	-81%	-65%
TREATMENT NO TRANSPORT	45	557	82	334	-45%	67%
GRAND TOTAL	572	5,763	588	5,612	-3%	3%

SCRATCH-COVER CALLS

CALLS COVERED BY	CURENT YEAR		LAST YEAR		PERCENTAGE CHANGE	
	MONTH	YR TO DATE	MONTH	YR TO DATE	MONTH	YR TO DATE
THORNHURST	0	0	0	2	0%	-100.0%
BUSHKILL	0	7	1	9	-200%	-22.2%
WEST END	6	27	0	9	600%	200.0%
ST LUKES	11	83	5	53	100%	56.6%
SUBURBAN	0	11	0	11	0%	0.0%
CARBON/LACAWAN/LUZERNE	0	1	0	1	0%	0.0%
TAD/ SAMARITAN	0	1	0	4	0%	-75.0%
GRAND TOTAL	17	130	6	89	500%	46.1%

ALS ASSIST TO OTHER UNITS

	CURENT YEAR		LAST YEAR		PERCENTAGE CHANGE	
	MONTH	YR TO DATE	MONTH	YR TO DATE	MONTH	YR TO DATE
UNITS RECEIVING ASSIST						
BUSHKILL AMBULANCE	0	0	0	0	0%	0%
ST LUKES	0	4	0	2	0%	100%
GOULDSBORO	0	2	0	0	0%	0%
LAKE HARMONY	0	1	0	0	0%	0%
MARSHALL CREEK STATION 5	0	0	1	1	0%	0%
NEW FOUNDLAND/TAFTON	0	10	1	2	0%	400%
PROMISE LAND	0	0	0	0	0%	0%
THORNHURST	0	0	0	0	0%	0%
TAD/ SAMARITAN	0	5	5	42	-100%	-88%
WESTEND /WIND GAP BLS	1	5	1	6	0%	-17%
GRAND TOTAL	1	27	8	53	-88%	-49%

BLS ASSTIST TO OTHER UNITS

	CURENT YEAR		LAST YEAR		PERCENTAGE CHANGE	
	MONTH	YR TO DATE	MONTH	YR TO DATE	MONTH	YR TO DATE
UNITS RECEIVING ASSIST						
ST LUKES	0	0	0	0	0%	0%
GRAND TOTAL	0	0	0	0	0%	0%

ALS ASSIST RECEIVED FROM OTHER UNITS

	CURENT YEAR		LAST YEAR		PERCENTAGE CHANGE	
	MONTH	YR TO DATE	MONTH	YR TO DATE	MONTH	YR TO DATE
UNITS PROVIDING ASSIST						
ST LUKES	0	8	1	15	-100%	-47%
WESTEND	0	0	0	2	0%	-100%
SUBURBAN ALS	0	2	0	1	0%	100%
GRAND TOTAL	0	10	1	18	-100%	-44%

BLS ASSIST RECEIVED FROM OTHER UNITS

	CURENT YEAR		LAST YEAR		PERCENTAGE CHANGE	
	MONTH	YR TO DATE	MONTH	YR TO DATE	MONTH	YR TO DATE
UNITS PROVIDING ASSIST						
CENTRAL POCONO	0	0	0	0	0%	0%
THORNHURST	0	0	0	0	0%	0%
GRAND TOTAL	0	0	0	0	0%	0%

2018 POCONO MOUNTAIN REGIONAL POLICE DEPARTMENT

TOTAL ENFORCEMENT

	2017														
	JAN	FEB	MAR	APR	MAY	JUNE	JULY	AUG	SEPT	OCT	NOV	DEC	YTD	OCTOBER	Prior YTD
Total Calls	1168	989	1032	1022	1206	1174	1350	1274	1111	1168	0	0	11494	1273	11530
Complaints	1039	887	927	940	1121	1073	1246	1165	1017	1073	0	0	10488	1150	10647
Accidents	129	102	105	82	85	101	104	109	94	95	0	0	1006	123	883
Criminal Arrests	96	93	76	83	83	125	100	95	72	94	0	0	917	140	1178
Traffic Arrests	245	271	403	246	310	291	295	309	148	170	0	0	2688	306	3245
Vehicle Code Warnings	177	184	259	160	177	210	155	171	119	134	0	0	1746	196	2093
Ordinance Arrests	41	12	11	8	11	20	24	13	12	7	0	0	159	17	305

Total Hours

Patrol	2041.13	1893.62	2076.05	1697.68	1861.68	1947.40	1886.48	1678.28	1589.32	1793.75	0.00	0.00	18465.39
Investigation	2322.00	1895.04	2067.59	2191.74	2012.77	1792.56	2110.76	2233.24	1956.59	2246.00	0.00	0.00	20828.29
Vascar	0.20	25.26	17.77	24.09	29.60	48.76	62.84	43.75	21.36	17.28	0.00	0.00	290.91
Court	206.52	139.64	160.62	155.51	228.49	148.06	176.78	155.23	227.10	158.15	0.00	0.00	1756.10
Assigned	1807.15	1806.44	2054.97	2101.98	2244.46	2234.23	2140.14	2266.50	2376.64	2161.82	0.00	0.00	21194.33
Total Actual Time	6377.00	5760.00	6377.00	6171.00	6377.00	6171.01	6377.00	6377.00	6171.01	6377.00	0.00	0.00	62535.02

Assigned Time

Training	227.72	479.33	715.25	936.92	1016.18	682.17	680.21	692.87	908.74	802.39			7141.78
Assists	20.98	16.65	12.24	24.48	7.40	6.60	12.03	13.90	27.16	22.09			163.53
Admin	1558.45	1310.46	1327.48	1140.58	1220.88	1545.45	1447.90	1559.73	1440.73	1337.34			13889.00
Total	1807.15	1806.44	2054.97	2101.98	2244.46	2234.22	2140.14	2266.50	2376.63	2161.82	0.00	0.00	21194.31

ACTIVITY OUTSIDE JURISDICTION (Included In Totals Above)

Calls Outside our Jurisdiction	3	0	3	3	6	4	3	4	3	4	0	0	33	3	35
Arrests Outside our Jurisdiction	4	0	0	0	0	0	0	0	0	0	0	0	4	0	1

**2018 POCONO MOUNTAIN REGIONAL POLICE DEPARTMENT
TOBYHANNA TOWNSHIP**

	Enforcement												2017		
	JAN	FEB	MAR	APR	MAY	JUNE	JULY	AUG	SEPT	OCT	NOV	DEC	YTD	OCTOBER	Prior YTD
Total Calls	262	272	233	228	303	326	346	309	252	264	0	0	2795	268	2717
Complaints	224	244	207	204	281	304	315	278	228	241			2526	240	2483
Accidents	38	28	26	24	22	22	31	31	24	23			269	28	234
Criminal Arrests	19	21	18	19	14	47	29	31	16	22	0	0	236	34	267
Traffic Arrests	65	63	105	57	100	108	79	95	36	45			753	83	983
Vehicle Code Warnings	54	48	62	44	58	81	52	57	42	45			543	66	804
Ordinance Arrests	5	3	1	0	3	2	1	1	2	2	0	0	20	0	37

Hours Breakdown													
Patrol	920.02	740.73	702.37	599.20	876.03	963.87	620.31	718.04	769.81	829.09			7739.47
Investigation	469.92	416.16	418.72	408.57	526.28	447.87	417.41	428.39	391.39	391.66			4316.37
Vascar	0.00	10.72	3.13	3.97	15.93	28.60	19.12	17.40	4.05	5.76			108.68
Court	51.83	43.25	20.12	14.28	50.15	20.87	21.17	30.81	32.00	26.72			311.20
Assigned	555.16	554.94	631.29	645.73	689.50	686.35	657.45	696.27	730.10	664.11			6510.90

Hours Actual vs Purchased													
Total Actual Time	1996.93	1765.80	1775.63	1671.75	2157.89	2147.56	1735.46	1890.91	1927.35	1917.34	0.00	0.00	18986.62
Hours Purchased	1959.01	1769.47	1959.01	1895.73	1959.01	1895.73	1959.01	1959.01	1895.73	1959.01			19210.75
Hours Over/Under	37.92	-3.67	-183.38	-223.98	198.88	251.83	-223.55	-68.10	31.62	-41.67			-224.13

Hours Over/Under Balance YTD													
Cumulative Carry Over	215.24												
Current O/U	253.16	249.48	66.10	-157.88	40.99	292.82	69.27	1.16	32.78	-8.89			

Percentage of Hours													
% Actual	31.31%	30.66%	27.84%	27.09%	33.84%	34.80%	27.21%	29.65%	31.23%	30.07%	0.00%	0.00%	0.00%
% Purchased	30.72%	30.72%	30.72%	30.72%	30.72%	30.72%	30.72%	30.72%	30.72%	30.72%			30.72%
% Over/Under	0.59%	-0.06%	-2.88%	-3.63%	3.12%	4.08%	-3.51%	-1.07%	0.51%	-0.65%			

2018 POCONO MOUNTAIN REGIONAL POLICE DEPARTMENT
MOUNT POCONO BOROUGH

	Enforcement												2017		
	JAN	FEB	MAR	APR	MAY	JUNE	JULY	AUG	SEPT	OCT	NOV	DEC	YTD	OCTOBER	Prior YTD
Total Calls	198	157	172	148	195	178	212	226	148	205	0	0	1839	238	1883
Complaints	167	135	144	130	168	150	184	193	119	183			1573	203	1651
Accidents	31	22	28	18	27	28	28	33	29	22			266	35	232
Criminal Arrests	29	21	23	17	18	25	24	24	14	24	0	0	219	41	302
Traffic Arrests	63	85	139	81	85	59	82	89	32	58			773	68	707
Vehicle Code Warnings	45	50	88	35	44	27	43	48	34	43			457	42	367
Ordinance Arrests	11	2	6	3	3	10	19	9	5	2	0	0	70	10	155

Hours Breakdown													
Patrol	186.20	188.93	245.32	168.18	150.20	91.64	179.96	164.89	112.88	148.17			1636.37
Investigation	328.87	262.40	314.63	285.27	257.01	220.09	265.16	402.83	354.75	261.17			2952.18
Vascar	0.00	0.50	0.15	1.40	3.43	1.50	8.29	4.73	6.83	4.60			31.43
Court	41.63	48.20	55.15	36.65	71.34	41.30	27.35	33.08	39.98	16.92			411.60
Assigned	219.03	218.94	249.06	254.76	272.03	270.79	259.38	274.70	288.05	262.01			2568.75

Hours Actual vs Purchased													
Total Actual Time	775.73	718.97	864.31	746.26	754.01	625.32	740.14	880.23	802.49	692.87			7600.33
Hours Purchased	772.89	698.11	772.89	747.93	772.89	747.93	772.89	772.89	747.93	772.89			7579.24
Hours Over/Under	2.84	20.86	91.42	-1.67	-18.88	-122.61	-32.75	107.34	54.56	-80.02			21.09

Hours Over/Under Balance YTD													
Cumulative Carry Over	-30.22												
Current O/U	-27.38	-6.52	84.89	83.23	64.35	-58.26	-91.01	16.33	70.89	-9.13			

Percentage of Hours													
% Actual	12.16%	12.48%	13.55%	12.09%	11.82%	10.13%	11.61%	13.80%	13.00%	10.87%			
% Purchased	12.12%	12.12%	12.12%	12.12%	12.12%	12.12%	12.12%	12.12%	12.12%	12.12%			
% Over/Under	0.04%	0.36%	1.43%	-0.03%	-0.30%	-1.99%	-0.51%	1.68%	0.88%	-1.25%			

**2018 POCONO MOUNTAIN REGIONAL POLICE DEPARTMENT
TUNKHANNOCK TOWNSHIP**

	Enforcement												2017		
	JAN	FEB	MAR	APR	MAY	JUNE	JULY	AUG	SEPT	OCT	NOV	DEC	YTD	OCTOBER	Prior YTD
Total Calls	147	117	132	121	145	138	152	141	148	146	0	0	1387	146	1454
Complaints	131	107	121	117	136	130	141	126	140	135			1284	133	1338
Accidents	16	10	11	4	9	8	11	15	8	11			103	13	116
Criminal Arrests	7	7	9	5	6	13	13	6	13	9	0	0	88	7	120
Traffic Arrests	15	16	29	23	26	24	31	50	20	7			241	35	389
Vehicle Code Warnings	14	12	27	20	22	23	16	13	7	6			160	24	206
Ordinance Arrests	0	1	0	0	0	0	0	0	0	0	0	0	1	1	8

Hours Breakdown													
Patrol	130.63	137.69	230.31	223.90	189.67	251.37	303.56	102.32	89.72	105.58			1764.75
Investigation	428.19	238.91	304.10	313.49	261.30	235.81	362.52	236.88	258.57	247.85			2887.62
Vascar	0.20	5.58	2.80	4.49	1.20	2.75	9.73	6.13	4.42	1.00			38.30
Court	29.60	3.00	4.03	11.42	10.83	2.24	20.56	16.54	7.08	9.50			114.80
Assigned	207.45	207.38	235.91	241.31	257.66	256.49	245.69	260.19	272.84	248.18			2433.10

Hours Actual vs Purchased													
Total Actual Time	796.07	592.56	777.15	794.61	720.66	748.66	942.06	622.06	632.63	612.11			7238.57
Hours Purchased	732.08	661.25	732.08	708.43	732.08	708.43	732.08	732.08	708.43	732.08			7179.02
Hours Over/Under	63.99	-68.69	45.07	86.18	-11.42	40.23	209.98	-110.02	-75.80	-119.97			59.55

Hours Over/Under Balance YTD													
Cumulative Carry Over													-107.67
Current O/U	-43.68	-112.37	-67.30	18.88	7.46	47.69	257.67	147.65	71.85	-48.12			

Percentage of Hours													
% Actual	12.48%	10.29%	12.19%	12.88%	11.30%	12.13%	14.77%	9.75%	10.25%	9.60%			
% Purchased	11.48%	11.48%	11.48%	11.48%	11.48%	11.48%	11.48%	11.48%	11.48%	11.48%			
% Over/Under	1.00%	-1.19%	0.71%	1.40%	-0.18%	0.65%	3.29%	-1.73%	-1.23%	-1.88%			

2018 POCONO MOUNTAIN REGIONAL POLICE DEPARTMENT
COOLBAUGH TOWNSHIP

	Enforcement												2017		
	JAN	FEB	MAR	APR	MAY	JUNE	JULY	AUG	SEPT	OCT	NOV	DEC	YTD	OCTOBER	Prior YTD
Total Calls	471	391	408	435	480	443	538	496	473	463	0	0	4598	508	4513
Complaints	432	354	374	403	457	408	513	474	444	431			4290	471	4273
Accidents	39	37	34	32	23	35	25	22	29	32			308	37	240
Criminal Arrests	35	40	24	38	40	38	30	30	25	31	0	0	331	47	418
Traffic Arrests	82	87	105	67	96	93	83	56	51	50			770	103	978
Vehicle Code Warnings	42	49	52	42	39	58	27	35	33	36			413	52	558
Ordinance Arrests	25	6	4	5	5	7	4	3	5	3	0	0	67	6	105

Hours Breakdown													
Patrol	630.95	614.65	592.18	443.02	506.50	511.50	530.02	513.21	486.27	529.77			5358.07
Investigation	1008.60	903.70	924.00	956.75	852.72	742.38	844.45	951.34	734.09	1039.27			8957.30
Vascar	0.00	4.53	5.80	3.02	3.70	7.40	9.83	7.67	4.01	3.59			49.55
Court	72.13	33.42	73.65	90.30	91.15	72.60	105.83	69.47	115.44	95.63			819.62
Assigned	669.91	669.65	761.78	779.20	832.02	828.23	793.35	840.19	881.02	801.39			7856.74

Hours Actual vs Purchased													
Total Actual Time	2381.59	2225.95	2357.41	2272.29	2286.09	2162.11	2283.48	2381.88	2220.83	2469.65			23041.28
Hours Purchased	2363.95	2135.23	2363.95	2287.59	2363.95	2287.59	2363.95	2363.95	2287.59	2363.95			23181.72
Hours Over/Under	17.64	90.72	-6.54	-15.30	-77.86	-125.48	-80.47	17.93	-66.76	105.70			-140.44

Hours Over/Under Balance YTD													
Cumulative Carry Over	39.22												
Current O/U	56.86	147.57	141.03	125.73	47.87	-77.61	-158.09	-140.16	-206.92	-101.22			

Percentage of Hours													
% Actual	37.35%	38.64%	36.97%	36.82%	35.85%	35.04%	35.81%	37.35%	35.99%	38.73%			
% Purchased	37.07%	37.07%	37.07%	37.07%	37.07%	37.07%	37.07%	37.07%	37.07%	37.07%			
% Over/Under	0.28%	1.57%	-0.10%	-0.25%	-1.22%	-2.03%	-1.26%	0.28%	-1.08%	1.66%			

**2018 POCONO MOUNTAIN REGIONAL POLICE DEPARTMENT
BARRETT TOWNSHIP**

	Enforcement												2017		
	JAN	FEB	MAR	APR	MAY	JUNE	JULY	AUG	SEPT	OCT	NOV	DEC	YTD	OCTOBER	Prior YTD
Total Calls	87	52	84	87	77	85	99	98	87	86	0	0	842	110	928
Complaints	82	47	78	83	73	77	90	90	83	79			782	100	867
Accidents	5	5	6	4	4	8	9	8	4	7			60	10	61
Criminal Arrests	2	4	2	4	5	2	4	4	4	8	0	0	39	11	71
Traffic Arrests	20	20	25	18	3	7	20	19	9	10			151	17	188
Vehicle Code Warnings	21	24	30	19	14	21	17	15	3	4			168	12	158
Ordinance Arrests	0	0	0	0	0	1	0	0	0	0	0	0	1	0	0

Hours Breakdown													
Patrol	173.33	211.62	305.87	263.38	139.28	129.02	252.63	179.82	130.64	181.14			1966.73
Investigation	86.42	73.87	106.14	227.66	115.46	146.41	221.22	213.80	217.79	306.05			1714.82
Vascar	0.00	3.93	5.89	11.21	5.34	8.51	15.87	7.82	2.05	2.33			62.95
Court	11.33	11.77	7.67	2.86	5.02	11.05	1.87	5.33	32.60	9.38			98.88
Assigned	155.60	155.53	176.93	180.98	193.25	192.37	184.27	195.15	204.63	186.13			1824.84

Hours Actual vs Purchased													
Total Actual Time	426.68	456.72	602.50	686.09	458.35	487.36	675.86	601.92	587.71	685.03			5668.22
Hours Purchased	549.06	495.94	549.06	531.32	549.06	531.32	549.06	549.06	531.32	549.06			5384.26
Hours Over/Under	-122.38	-39.22	53.44	154.77	-90.71	-43.96	126.80	52.86	56.39	135.97			283.96

Hours Over/Under Balance YTD													
Cumulative Carry Over	-111.63												
Current O/U	-234.01	-273.23	-219.79	-65.02	-155.73	-199.69	-72.89	-20.03	36.36	172.33			

Percentage of Hours													
% Actual	6.69%	7.93%	9.45%	11.12%	7.19%	7.90%	10.60%	9.44%	9.52%	10.74%			
% Purchased	8.61%	8.61%	8.61%	8.61%	8.61%	8.61%	8.61%	8.61%	8.61%	8.61%			
% Over/Under	-1.92%	-0.68%	0.84%	2.51%	-1.42%	-0.71%	1.99%	0.83%	0.91%	2.13%			

1		2	3	4	5	6
Classification of Offenses PART I OFFENSES		Offenses Reported or known to police (include unfounded and attempted)	Unfounded, i.e. False or Baseless Complaints	Number of Actual Offenses(Col. 2 minus Col. 3) Include Attempts	Total Offenses Cleared by Arrest or Exceptional means Includes Col. 6	Number of Clearances Involving only Persons under 18
01. CRIMINAL HOMICIDE		-	-	-	-	-
A. Murder and Nonnegligent Manslaughter	11			-		
B. Manslaughter by Negligence	12			-		
02. FORCIBLE RAPE Total	20	3	-	3	-	-
A. Rape by Force	21	3		3		
B. Assault to Rape-Attempts	22			-		
03. ROBBERY Total	30	1	1	-	-	-
A. Firearm	31	1	1	-		
B. Knife or cutting instrument	32			-		
C. Other Dangerous Weapon	33			-		
D. Strong Arm(hands, feet, etc.)	34			-		
04. ASSAULT Total	40	25	1	24	24	3
A. Firearm	41			-		
B. Knife or cutting instrument	42			-		
C. Other Dangerous Weapon	43			-	1	
D. Hands, fist, feet, etc.	44	2		2	1	
E. Other Assaults-Not aggravated	45	23	1	22	22	3
05. BURGLARY Total	50	29	-	29	4	1
A. Forcible Entry	51	20		20	3	1
B. Unlawful Entry-No force	52	5		5	1	
C. Attempted forcible entry	53	4		4		
06. LARCENY - THEFT (except motor vehicle theft)	60	44	5	39	10	2
07. MOTOR VEHICLE THEFT Total	70	3	1	2	-	-
A. Autos	71	2	1	1		
B. Trucks and Buses	72			-		
C. Other Vehcles	73	1		1		
09. ARSON	90			-		
TOTAL PART I OFFENSES	77	105	8	97	38	6

1 Classification of Offenses PART II OFFENSES	2 Offenses Reported or known to police (include unfounded and attempted)	3 Unfounded, i.e. False or Baseless Complaints	4 Number of Actual Offenses(Col. 2 minus Col. 3) Include Attempts	5 Total Offenses Cleared by Arrest or Exceptional means Includes Col. 6	6 Number of Clearances Involving only Persons under 18
100. Forgery and Counterfeiting	3		3	1	
110. Fraud	19	1	18	1	
120. Embezzlement			-		
130. Stolen Prop., Rec.,Possess.,Buying	4		4	3	
140. Vandalism	18	1	17		
150. Weapons, Carrying, Possess, etc.	2		2		
160. Prostitution and Commercialized Vice			-		
170. Sex Offenses (except 02 and 160)	5		5	2	
180. Drug Abuse Violations Total	5	-	5	3	-
Sale/mfg. 18A. Opium-Cocaine	2		2	2	
18B. Marijuana	1		1	1	
18C. Synthetic			-		
18D. Other			-		
Possession 18E. Opium-Cocaine	1		1		
18 F. Marijuana	1		1		
18G. Synthetic			-		
18H. Other			-		
190. Gambling Total	-	-	-	-	-
19A. Book Making			-		
19B. Numbers. Etc.			-		
19C. Other			-		
200. Offenses Against Family & Children	12	2	10	5	
210. Driving Under the Influence	10		10	11	
220. Liquor Laws	2		2	1	
230. Drunkenness	5		5	5	
240. Disorderly Conduct	60	10	50	53	7
250. Vagrancy			-		
260. All Other Offenses (except traffic)	31	5	26	13	
TOTAL PART II OFFENSES	176	19	157	98	7

**Pocono Mountain Regional Police UCR Crime Stats
OCTOBER 2018**

	DEPART TOTAL	TOBY	TUNK	BORO	COOL	BAR	OUT
Homicide	0	0	0	0	0	0	0
Rape	3	1	0	0	2	0	0
Robbery	1	1	0	0	0	0	0
Assaults	21	7	0	2	10	2	0
Burglary	29	5	8	1	15	0	0
Larceny - Thefts	42	8	2	15	14	3	0
Stolen Vehicles	3	1	0	0	2	0	0
Arson	0	0	0	0	0	0	0
Forgery	3	1	0	1	1	0	0
Fraud	19	4	3	2	9	1	0
Embezzlement	0	0	0	0	0	0	0
Stolen Property	4	1	0	0	3	0	0
Vandalism	18	3	3	1	10	1	0
Weapons	2	0	1	0	0	1	0
Prostitution	0	0	0	0	0	0	0
Sex Offenses	2	0	0	0	2	0	0
Drug Violations	4	0	1	0	2	1	0
Gambling	0	0	0	0	0	0	0
Offenses Family	6	1	3	1	0	1	0
DUI	10	5	0	3	2	0	0
Liquor Laws	2	1	0	1	0	0	0
Drunkenness	5	0	1	0	3	1	0
Disorderly Conducts	60	11	8	13	19	1	8
All Others	31	7	7	4	12	1	0
UCR TOTALS	265	57	37	44	106	13	8

Domestics	55	12	10	9	23	1	0
-----------	----	----	----	---	----	---	---

Fire Company: **Coolbaugh Twp. VFC**

Month: October

Total Monthly Calls: 24

Total Calls YTD: 400

Total dispatched in Coolbaugh MTD: 24

Total dispatched in Coolbaugh YTD: 400

Total Mutual Aid Calls to Other Townships:

Total Man Hours (Calls) Month: 94

Total Man Hours (Calls) YTD: 1748

Training Hours Month: 894

Training Hours YTD: 7898

Total Man Hours Business Month: 334.75

Total Man Hours Business YTD: 2112

Total Hours MTD: 1323

Total Hours YTD: 11758

Monthly Call Breakdown Report

Call Type	# per Month
Automatic Alarm	13
Dwelling Fire	4
Fire, other	1
Extrication	2
Hazmat	1
Lift Assist/EMS Assist/ Medivac Landing	
Severe Weather	
Odor Investigation - remove smoke	
Structure (Commercial) Fire	
Traffic Control Only	
Vegetation (Brush) Fire	
Vehicle Accident	2
Vehicle Fire	
Wires Down/ Tree on Wires/ Tree Across Road	1
Special Type of incident	
Total Calls per Month	24
Average #firefighters per call	7.4

Please submit monthly call reports via mail, email or fax:

Coolbaugh Township Municipal Building

Attn: Erin Masker

5520 Municipal Drive

Tobyhanna, PA 18466

Email: emasker@coolbaughtwp.org

Fax: 570-894-8413

Monthly report due by the Wednesday before the meeting.

Fire Company: **Gouldsboro Vol Fire Co**

Month: October 2018

Total Monthly Calls: 13

Total Calls YTD: 114

Total dispatched in Coolbaugh MTD: 0

Total dispatched in Coolbaugh YTD: 3

Total Mutual Aid Calls to Other Townships: 3

Total Man Hours (Calls) Month: 58.25

Total Man Hours (Calls) YTD: 494

Training Hours Month: 116

Training Hours YTD: 1306

Total Man Hours Business Month: 705

Total Man Hours Business YTD: 6728

Total Hours MTD:

Total Hours YTD: 8528

Monthly Call Breakdown Report

Call Type	# per Month
Automatic Alarm	5
Dwelling Fire	
Fire, other	
Extrication	1
Hazmat	
Lift Assist/EMS Assist/ Medivac Landing	2
Mutual Aide	3
Odor Investigation - remove smoke	
Structure (Commercial) Fire	
Traffic Control Only	
Vegetation (Brush) Fire	
Vehicle Accident	2
Vehicle Fire	
Wires Down/ Tree on Wires/ Tree Across Road	
Special Type of incident	
Total Calls per Month	13

Average #firefighters per call: 5

Please submit monthly call reports via mail, email or fax:

Coolbaugh Township Municipal Building

Attn: Erin Masker

5520 Municipal Drive

Tobyhanna, PA 18466

Email: emasker@coolbaughtwp.org

Fax: 570-894-8413

Monthly report due by the Wednesday before the meeting.

Fire Company: Tobyhanna Twp. Volunteer Fire Co **Month:** Oct 2018

Total Monthly Calls: 35 Total Calls YTD: 392

Total dispatched in Coolbaugh MTD: 1 Total dispatched in Coolbaugh YTD: 28

Total mutual aid calls to Other Townships: 1

Total Man Hours (Calls) Month: 78 Total Man Hours (Calls) YTD: 1102

Training Hours Month: 138 Training Hours YTD: 1056

Total Man Hours Business Month: 69 Total Man Hours Business YTD: 552

Total Hours MTD: 285 Total Hours YTD: 2710

Monthly Call Breakdown Report


CALL TYPE	# per Month
Automatic Alarm	7
Dwelling Fire	1
Extrication	0
Fire, Other	2
Hazmat	0
Lift Assist/EMS Assist/Medevac Landing	4
Mutual Aide	0
Odor Investigation, remove smoke	2
Structure (Commercial) Fire	0
Traffic Control Only	0
Vegetation (Brush) Fire	0
Vehicle Accident	3
Vehicle Fire	0
Wires Down/Tree on Wires/Tree Across Road	2
Special Type of Incident	14
TOTAL CALLS	35

Average Responders Per Call: 5.1

	Visits	Total Circs	Computer Uses	Wi-Fi
2,018				
January	1,999	3,619	472	452
February	2,285	3,972	433	556
March	2,297	4,213	420	508
April	2,750	3,656	477	580
May	3,188	3,233	497	728
June	2,945	3,380	472	620
July	3,623	3,630	590	764
August	3,485	3,596	576	700
September	2,813	2,771	568	664
October	3,439	3,107	528	732
November				
December				
CURRENT TOTAL	28,824	35,177	5,033	6,304

	Visits	Total Circs	Computer Uses	Wi-Fi
2,017				
January	2,472	1,488	508	224
February	2,626	4,284	711	228
March	2,997	4,174	604	396
April	2,987	3,671	651	384
May	4,015	5,050	718	906
June	4,043	5,149	763	380
July	4,338	5,879	756	610
August	4,938	6,712	768	744
September	3,709	5,384	681	804
October	3,491	5,032	655	676
November	3,621	4,607	469	576
December	1,740	3,293	431	432
CURRENT TOTAL	40,977	54,723	7,715	6,360

18



**COOLBAUGH TOWNSHIP
MUNICIPAL CENTER**

5520 Municipal Drive, Tobyhanna, PA 18466
(570) 894-8490 • FAX (570) 894-8413

FINANCIAL REPORT - BOARD OF SUPERVISORS

NOVEMBER 20, 2018 BOARD MEETING

AS OF OCTOBER 31, 2018

Revenue

2018 Budget = \$6,991,094.45

<u>ITEM</u>	<u>AMOUNT</u>	<u>% BUDGET LINE</u>
Real Estate Taxes (Current & Delinquent)	\$ 3,180,886	94%
Earned Income Tax	1,257,073	89%
Real Estate Transfer Tax	800,662	200%
LST	328,251	109%
Licenses & Permits	128,786	75%
Rents	44,329	106%
Zoning Fees	44,011	109%
Fines & Forfeits	38,038	100%
All other sources	635,263	53%
Total Revenue	\$ 6,457,300	

Expense

2018 Budget = \$6,991,094.45

<u>ITEM</u>	<u>AMOUNT</u>	<u>% BUDGET LINE</u>
Pocono Mountain Regional Police Dept.	\$ 1,909,955	83%
Salaries	725,811	75%
Employee Benefits	468,753	81%
Fire	268,507	68%
Road Materials	149,532	84%
Contracted Services	129,434	104%
Insurance	118,935	93%
Vehicle Repair & Maintenance	104,863	175%
Pocono Mountain EMS	96,333	88%
Fuel	75,296	74%
Utilities	66,446	82%
Engineering	47,375	83%
Legal Fees	42,645	59%
Control Center	18,014	88%
All other sources	284,035	68%
Total Expense	\$ 5,204,709	

19

**COOLBAUGH TOWNSHIP
CASH DISBURSEMENTS AND BALANCES REPORT
NOVEMBER 20, 2018**

DATE	CK #	ITEM	AMOUNT
11/7/2018		Payroll	\$35,000.00
11/20/2018		General Fund	66,326.29
11/20/2018		Total General Fund	101,326.29
11/14/2018		Liquid Fuel Fund	39,723.20
11/20/2018	199	Gibbons Ford (2019 F-350)	
		Sewer Fund	20,228.75
		Total Disbursements	\$ 161,278.24

TRIAL BALANCE AS OF NOVEMBER 20, 2018

TRIAL BALANCE AS OF NOVEMBER 20, 2018			
General Fund Checking	2,949,800.18	Emerg. Services Fund Money Market	147,905.30
Fire Tax/Coolbaugh Twp VFD	293,343.27	Emerg. Services Fund Checking	20,509.81
Fire Tax/Gouldsboro VFD	33,392.53	Total Emergency Services Fund	168,415.11
Fire Tax/Thornhurst VFD	42,322.19	Liquid Fuels Fund Checking	672,758.79
Fire Tax/Tobyhanna Twp. VFD	22,112.01	Escrow Fund Checking	140,542.92
Payroll Checking	2,218.25	Escrow Fund Clarius Checking	435,389.55
Rainy Day Fund Savings	935,058.19	Total Escrow Fund	575,932.47
Total General Fund	4,278,246.62		
Sewer Fund Checking	13,295.15		
Sewer PennVest Checking	82.24	Total all Funds	5,722,823.17
Total Sewer Fund	13,377.39		
Capital Projects Fund Checking	14,092.79		

<< <Report Printed < <2018-11-15 09:59:26< <

COOLBAUGH TOWNSHIP<

<

<<<<List of Bills - (01101000) GENERAL FUND CHECKING<<<

<<<< GENERAL FUND <<

<<<<

Check#	Vendor	Description	Payment	Check Total
4839	1114 - ADVANCED BUSINESS EQUIP.	PO 15633 TONER FOE COPIER -COLOR	34.99	34.99
4840	44 - AIRGAS USA,LLC	PO 15579 LARGE ARGON/ACETYLENE	95.87	
		PO 15580 LEASE CYL. RENEWAL	194.81	290.68
4841	1283 - APR SUPPLY CO.	PO 15610 FITTING FOR AIR LINE/ AIR COMPRESSO	39.26	39.26
4842	1059 - BILL'S SHOPRITE	PO 15607 FUELZONING/PARKS	279.82	279.82
4843	724 - CINTAS	PO 15573 FIRST AID- CABINETS DPW- GARAGE ADM	136.31	
		PO 15601 EYE WASH STATION DPW/WWTP	204.80	341.11
4844	1240 - CINTAS CORPORATION	PO 15574 UNIFORMS	77.59	
		PO 15575 MATS	13.37	
		PO 15618 UNIFORMS	82.59	173.55
4845	190 - COOLBAUGH SEWER FUND	PO 15572 NOV -	374.82	374.82
4846	1120 - COUNTY WASTE	PO 15595 PARK WASTE REMOVAL	174.00	
		PO 15596 DPW TRASH REMOVAL	174.00	
		PO 15597 MUNICIPAL CENTER TRASH REMOVAL	174.00	522.00
4847	1 - CRAMERS HOME BUILDING CENTERS	PO 15614 PRIME POLES	185.12	185.12
4848	652 - CYPHERS TRUCK PART	PO 15603 BRAKE WORK PARTS	165.58	165.58
4849	8 - D.G. NICHOLAS CO.	PO 15581 SHRINK TUBE/CONNECTOR/PRIM WIRE U B	38.88	
		PO 15584 F250 TRAILER CONNECTOR	19.33	
		PO 15588 OIL FILTER LEAF UNIT/ PLOW GREASE	370.79	
		PO 15602 FOR HAND GREASE GUN	3.68	
		PO 15620 U BOX SPREADER	38.73	471.41
4850	52 - DALEVILLE ACE HARDWARE	PO 15617 GLOVES/GRAB HOOK/CHAIN-MUNICIPAL CT	146.81	146.81
4851	13 - DEVELOPMENTAL EDUCATION SERVICES	PO 15586 SHEDDING MOBILE TRUCK 10/6	1,000.00	
		PO 15609 RECYCLING	16.00	1,016.00
4852	151 - E.M. KUTZ, INC.	PO 15578 PLOW PARTS	538.49	
		PO 15623 U BOX SPREADER EMERG REPAIR	677.76	1,216.25
4853	51 - EDWARDS CONCRETE	PO 15577 FIBER FOR BELL AT MANSON	275.00	275.00
4854	461 - FASTENAL	PO 15592 LEAF SUCKER PARTS	7.19	7.19
4855	919 - FIDELITY SECURITY LIFE INSURANCE/EY	PO 15589 EYE MED - NOV	264.98	264.98
4856	806 - GILMORE & ASSOCIATES	PO 15583 196 COUNTRY PLACE	3,593.06	3,593.06
4857	30 - GOTTA GO POTTIES	PO 15629 HANDICAP UNIT RENTAL 10/12-11/9	414.29	414.29
4858	54 - H.A. BERKHEIMER, INC.	PO 15600 LST COMMISSION	700.06	700.06
4859	1192 - HIGHMARK BLUE SHIELD	PO 15637 NOV	31,172.06	31,172.06
4860	1140 - HOURIGAN KLUGER & QUINN	PO 15599 GENERAL LABOR MATTERS	995.00	995.00
4861	1321 - KERRIN BARROW	PO 15641 PERMIT CANCELLED	144.00	144.00
4862	940 - LINEMEN'S SUPPLY INC.	PO 15642 2019 F350 POST DRIVER/PULLER/ADAPTE	5,540.00	5,540.00
4863	891 - LOWE'S	PO 15612 MASON/LED LIGHTS/ MANSON SUPPLIES/D	674.05	674.05
4864	452 - OFFICE DEPOT	PO 15608 OFFICE SUPPLIES	19.92	19.92
4865	582 - OLD DOMINION BRUSH CO, INC.	PO 15635 REPAIR LEAF SUCKER	835.29	835.29
4866	81 - P P & L	PO 15582 83201-800003 STREET LIGHTS	1,084.24	
		PO 15605 49927-86007 IND'L PAK	83.74	
		PO 15626 43281-27004 MUNICIPAL CENTER	1,328.70	
		PO 15627 89631-95000 TRAFFIC SIGNAL TEGAWIT	38.26	
		PO 15628 64488-49005 611- CORP.DRIVE	70.70	2,605.64
4867	219 - PA DEPT. OF LABOR & INDUSTRY -	PO 15631 CERT.OF OPERATIONS RENEWAL 2 YEAR	72.00	72.00
4868	1021 - PAPCO	PO 15606 FUEL	5,173.37	5,173.37
4869	86 - PENNSYLVANIA AMERICAN WATER CO	PO 15593 HYDRANTS	1,268.85	
		PO 15630 MUNICIPAL CENTER	96.75	1,365.60
4870	87 - PENNSYLVANIA ONE CALL SYSTEM, INC.	PO 15598 FAX/CBT	175.07	175.07
4871	1113 - PEOPLES SECURITY BANK & TRUST	PO 15639 SOLOR LIGHT/PRINTER DPW/INK/CALL EM	1,373.34	1,373.34
4872	89 - PETTY CASH	PO 15616 MISC.SUPPLIES/UPS/	203.89	203.89
4873	430 - POCONO ACE HARDWARE	PO 15585 DROP CLOTH/TARP/MICE BAIT- PARK	60.03	
		PO 15621 NUTS/ANTI FREEZE/FLAT WASHER/WHEEL	146.24	206.27
4874	95 - POCONO RECORD	PO 15632 ADV	395.80	395.80
4875	206 - PSATS	PO 15636 TWP PLANNING- SUPERVISIOR WORKSHOP	250.00	250.00
4876	206 - PSATS	PO 15638 ONE CALL LAW- WORKSHOP	30.00	30.00
4877	104 - S & H SUPPLY CO., INC.	PO 15590 FIX AIR LINES IN SHOP/ PRIMER	23.65	23.65
4878	120 - SUNDANCE NETWORKS INC.	PO 15569 CONSULTING SERV./MAINT/	403.65	403.65
4879	1320 - THOMAS B. HEVERIN	PO 15640 ALARM PERMIT REFUND	50.00	50.00
4880	31 - THYSSENKRUPP ELEVATOR CORP.	PO 15591 MAINT. ELEVATOR NOV.	287.45	287.45
4881	1055 - TULPEHOCKEN SPRING WATER INC	PO 15634 BOTTLE WATERMUNICIPAL/COURT/GARAGE	79.58	79.58
4882	756 - UGI Utilities	PO 15587 GARAGE/MUNICIPAL CTN	1,116.16	1,116.16
4883	929 - UNITED CONCORDIA LIFE & HE	PO 15613 DENTAL DEC	1,846.48	1,846.48
4884	119 - VERIZON	PO 15611 PHONES	776.04	776.04

<< <Report Printed < <2018-11-15 09:59:26< < COOLBAUGH TOWNSHIP<

<<<<List of Bills - (01101000) GENERAL FUND CHECKING<<

<<<< GENERAL FUND <<

<<<<

Check#	Vendor	Description	Payment	Check Total
--------	--------	-------------	---------	-------------

<<<<<

TOTAL			-----	66,326.29
-------	--	--	-------	-----------

< Summary By Account

ACCOUNT	DESCRIPTION	CURRENT YR	APPROP. YEAR	NON-BUDGETARY	CREDIT<
01.101.000	GENERAL FUND CHECKING			0.00	66,326.29
01.400.000	GENERAL GOV'T			6,005.08	
01.403.000	TAX COLLECTION			700.06	
01.404.000	LAW			995.00	
01.405.000	MUNICIPAL OFFICE			415.72	
01.409.000	BUILDING & PLANTS			6,707.03	
01.411.000	FIRE			1,268.85	
01.414.000	ZONING OFFICE			204.44	
01.427.000	SOLID WASTE COLLECTION / DISPO			1,000.00	
01.430.000	DPW-HIGHWAYS ROADS STREETS			15,391.53	
01.433.000	DPW-TRAFFIC SIGNS STREET SIGN			192.70	
01.437.000	DPW-REPAIR OF TOOLS & MACHINER			2,814.79	
01.454.000	PARKS			1,585.12	
01.480.000	ADP P/R EXPENSE			194.00	
01.487.000	EMPLOYEE BENEFITS			28,851.97	
TOTALS FOR GENERAL FUND		0.00	0.00	66,326.29	66,326.29

Total to be paid from Fund 01 GENERAL FUND

66,326.29
 =====
 66,326.29

<< <Report Printed < <2018-11-15 10:51:55< < COOLBAUGH TOWNSHIP<
<< <Check Register - (35100000) CHECKING ACCOUNT<

<<<<
<<<
<<<
<<

DATE	CHECK #	PAID TO	AMOUNT	VOID AMOUNT	VOID DATE	REASON
11/14/2018	199	810 GIBBONS FORD	39,723.20			

			39,723.20			
			=====			
			39,723.20			

<<<<List of Bills - (08101000) CHECKING<<

<<<< SEWER FUND <<

<<<<

Check#	Vendor	Description	Payment	Check Total
2088	228 - ATC	PO 15604 WWTP/WALMART	1,920.00	1,920.00
2089	724 - CINTAS	PO 15601 EYE WASH STATION DPW/WWTP	191.85	191.85
2090	1120 - COUNTY WASTE	PO 15594 WWTP WASTE REMOVAL	98.00	98.00
2091	1294 - GOTTA GO SEPTIC'S	PO 15570 PUMPED 11/1/2018	400.00	
		PO 15571 PUMPED 11/6 -9X DUE TO CLOG	5,440.00	
		PO 15615 PUMPED 11/08/2018	400.00	6,240.00
2092	520 - K.L. FULFORD ASSOCIATES, INC	PO 15568 NOVEMBER	5,800.00	5,800.00
2093	640 - LB INDUSTRIES, INC.	PO 15625 EMERG REPAIR WWTP	1,063.75	1,063.75
2094	160 - NORTHEAST CHEMICAL& SUPPLY CO., INC.	PO 15576 DENSE SODA ASH	885.80	885.80
2095	351 - ROTO-ROOTER	PO 15624 WWTP/DRAIN LINES	423.00	423.00
2096	104 - S & H SUPPLY CO., INC.	PO 15619 LEAK AT PLANT WWTP	327.79	327.79
2097	162 - USA BLUE BOOK	PO 15622 REPAIR/MAINT PUMPS	2,940.05	2,940.05
2098	119 - VERIZON	PO 15611 PHONES	338.51	338.51
TOTAL				20,228.75

< Summary By Account

ACCOUNT	DESCRIPTION	CURRENT YR	APPROP. YEAR	NON-BUDGETARY	CREDIT<
08.101.000	CHECKING			0.00	20,228.75
08.429.125	CONTRACT SERVICE PLANT			5,800.00	
08.429.200	SUPPLIES			885.80	
08.429.300	OTHER SERVICES & CHARGES			191.85	
08.429.313	ENGINEERING SERVICES			1,920.00	
08.429.320	TELEPHONE			338.51	
08.429.374	MAINT/REPAIR EQUIPMENT			4,331.59	
08.429.375	MAINT/REPAIR COLLECTION SYSTEM			423.00	
08.429.452	SLUDGE HAULING			6,240.00	
08.429.453	CONTRACTED SERVICE -TRASH			98.00	
TOTALS FOR	SEWER FUND	0.00	0.00	20,228.75	20,228.75

Total to be paid from Fund 08 SEWER FUND

20,228.75

=====

20,228.75